

2023



# Monthly Monitoring Report - May 2023

RSD, IGNOU | Maidan Garhi, New Delhi - 110068

MMR MAY 2023

0



**QR Code to access MMR Report**

## **Monthly Monitoring Report for the month of MAY 2023**

The Regional Services Division (RSD) regularly monitors the activities undertaken by the 57 Regional Centres. The RCs undertake various routine activities throughout the year such as promotional-publicity, admissions, examinations, strengthening of learner support centers, monitoring of learner support centers, conduct of academic counselling sessions and induction meetings. RSD obtains monthly data of all the above stated activities from Regional Centers and compiles them as monthly monitoring reports. In addition, the academics of the RC participate in different research and professional development activities which are also collected and compiled in the MMR.

In the last one-two years, the University has transitioned from the ODL to Online mode of programme delivery for which learner support is provided through a wide range of electronic media and digital platforms by the RCs. Further various schemes of the GOI are implemented by the RCs which are UBA, SBA, EBSB, AKAM, HGT etc. In view of this, the MONTHLY MONITORING REPORT format has been modified from MAY 2023 in line with new activities including the requirement of NAAC matrices which have been shared by CIQA.

**Report on activities:** Regional Centers ask to share reports of activity/events like Promotional, Induction, Coordinator meetings, Orientation Programme, Seminar, Extension outreach programme, UBA, ECP, innovation etc with GEOTAG pictures in MS Word format.

The Monthly Monitoring Report (MMR) for the month of **MAY 2023** has been compiled by the RSD. The MMR has been presented under various subheadings outlining the Academic Activities of Regional Centers and Learner Support Centers. Further, various Finance & Accounts related matters, i.e., expenditures incurred by Regional Centers and Learner Support Centers have been analyzed. The major components of analysis outlined in the reports have been mentioned below:

- 1.) Promotional, Extension, Outreach Activities & Press release:** The analysis includes Digital promotional initiatives/activities like use of digital platforms to enhance outreach. Other analyses include the number of press / media publicity releases. Further, the analysis includes meetings/orientation programs through digital platforms for LSC functionaries.
- 2.) Meeting Training & Orientation Programme:** In this section, the information about inhouse meetings, meetings with hqrs, capacity building of LSCs functionaries and orientation programme of the academic counsellors are included. In addition, training programme organised for academic counselros and students of handling of Learning Management System (LMS) is also included.
- 3.) Strengthening/Establishing LSCs and Exam centres:** This part consists of the opening of new LSC in the region, activation of new programme at the existing study centers, and

empanelment of academic counsellors. Besides, establishment of exam centers are included whenever activity carried out.

- 4.) **Regional Centres and Learners Support Centres Activities:** The section covers a large number of activities such as induction meetings organised, holding academic counselling sessions for theory and practical courses, project viva-voce held, and assignments submitted and awards transmitted to the hqrs for ODL as well as online programme.
- 5.) **Monitoring of Study Centres & Exam Centers Activities:** The section includes participation of regional centers officials during induction meetings, monitoring of counselling sessions held at Learner Support Centers as well as in online mode for ODL and online programme, virtual and physical monitoring of exam centers during the examinations.
- 6.) **Student Support Activities:** This part consists of the number of student queries handled, utilization of SMS for communication with students and grievance redressal camps organised by regional centers.
- 7.) **Research & Academic Development Activity:** This point of analysis encompassed Faculty Development Programme, Webinar/Seminar organized/participated, Radio/TV program etc.
- 8.) **Expenditure of Regional Centers (Accounts & Finance):** The expenditure incurred for operations of Regional Centers and Learner Support Centers have been analyzed. For the Regional Centre, the points of analysis included Regular Staff Salary, Daily Wage payment, Security, Building Rent, Travel and hiring of taxi, Printing/Publicity, Meeting/workshop/Orientation Programme etc. For the Learner Support Centers, the expenditure was analyzed on the basis of Salary of Part Time functionaries and Counseling, Assignment Evaluation, Practical's etc
- 9.) **Staff Strength at Regional Centers:** This part of the report consists of staff strength including academic, non-academic, daily wagers and security personnels posted at regional center.
- 10.) **Ratio-Staff, Enrollment, & Expenditure:** Ratio between Staff-enrollment, Staff-expenditure; and Enrollment-expenditure are included.
- 11.) **Use of social media:** In this section details about the use of various digital and social media by the Regional Centers are included.
- 12.) **Other Events:** In addition to the above sections, brief reports on the various events that were held during reporting month were included in the "Other Events" section of MMR.

## Contents

<b>HIGHLIGHTS OF MMR - MAY 2023 .....</b>	<b>8</b>
<b>EXECUTIVE SUMMARY .....</b>	<b>11</b>
<b>MMR MAY 2023 – Executive Summary .....</b>	<b>12</b>
<b>Promotional, Extension and Outreach Activities.....</b>	<b>12</b>
Table 1 Summary of promotional and publicity activity (Online and offline).....	13
Table 2 Summary of efforts made by RCs to reach out to the disadvantaged communities .....	14
Table 3 Summary of extension activity for sensitizing and collaborative activity by regional centres. ....	15
<b>Press Releases Issued .....</b>	<b>15</b>
<b>Meetings, Trainings &amp; Orientation Programme at Regional Centre .....</b>	<b>16</b>
Table 4 Summary of Capacity building and training programme organised by RCs.....	17
.....	17
<b>Strengthening/Establishing LSCs and Exam centres .....</b>	<b>17</b>
Table 5 Summary of strengthening of LSCs related activities.....	18
Table 6 Summary of establishing Exam centres.....	19
<b>Regional Centres and Learners Support Centres Activities.....</b>	<b>19</b>
Table 7 Summary of IM organised meetings for online and ODL programme .....	20
Table 8 Summary of academic counselling sessions organised by RCs .....	21
Table 9 Summary of Project Viva-voce organised by RCs .....	23
Table 10 Summary of assignment evaluation and awards transmission .....	24
<b>Monitoring of Study Centres Activities .....</b>	<b>25</b>
Table 11 Summary of monitoring activities.....	26
<b>Student Support Services .....</b>	<b>27</b>
Table 12 Summary of student support service related activities .....	27
<b>Research and Academic Development Activities .....</b>	<b>29</b>
<b>Expenditure of Regional Centres .....</b>	<b>30</b>
<b>Expenditures for Functioning of Learner Support Centres .....</b>	<b>35</b>
<b>Staff strength at the Regional Centers .....</b>	<b>37</b>
<b>Ratio – Expenditure, Enrolment and Staff.....</b>	<b>38</b>
.....	41

<b>Social Media Use .....</b>	<b>41</b>
Table 13 Summary of use of social media during the month.....	41
<b>PART I – PROMOTIONAL, EXTENSION AND OUTREACH ACTIVITIES .....</b>	<b>44</b>
Table 14 Regional centre wise number of promotional and publicity initiatives in MAY 2023 .....	45
Table 15 Regional centre wise total number of promotionand publicity drives .....	47
Table 16 Regional centre wise efforts for reaching out to the disadvantage communities .....	49
Table 17 Regional centre wise total number of activities made for reaching out to the disadvantage communities in MAY 2023 .....	51
Table 18 Regional centre wise collaborative and extension activities for sensitizing learners and other stakeholders to social and sustainable development issues leading to inclusive society in MAY 2023 .....	53
Table 19 Regional centre wise total Collaborative & extension activities in MAY 2023 .....	55
Table 20 Regional centre wise number of press releases/ published by Regional Centers in MAY 2023 .....	57
<b>PART II - MEETINGS, TRAININGS &amp; ORIENTATION PROGRAMME AT REGIONAL CENTRE .....</b>	<b>59</b>
Table 21 Regional centre wise number of In-house meetings held in MAY 2023 .....	60
Table 22 Regional centre wise number of meeting with Hqrs and RSD - Participated/Interacted in MAY 2023 .....	62
Table 23 Regional centre wise number of capacity building and training programme organised in MAY 2023 .....	64
Table 24 Regional centre wise total number of capacity building and training programme organised in MAY 2023 .....	66
<b>PART III – STRENGTHENING OF LSCS &amp; ECS.....</b>	<b>68</b>
Table 25 Regional centre wise expansion/strengthen of study centers in MAY 2023 .....	69
Table 26 Regional centers wise number of exam centers established for online examinations, ODL and entrance exams in MAY 2023 .....	71
<b>PART IV – ACTIVITIES AT RCS &amp; LSCS.....</b>	<b>73</b>
Table 27 Regional centre wise number of inductions meetings (IM) organized for the students of ONLINE and ODL Programme (Face to face & online both) in MAY 2023 .....	74
Table 28 Regional centre wise number of academic counseling sessions for theory courses organized by study centers for ODL Prog (Online & F2f mode), Practical courses for ODL Prog and academic counselling for Online programme in MAY 2023 .....	76
Table 29 Regional centre wise number of Programme for which Project viva – voce held at Regional Center (Face to face mode & Online mode) for ODL programme in MAY 2023 .....	78
Table 30 Regional centre wise number of assignments received by RCs/LSCs in offline mode and online mode for ODL programme in MAY 2023 .....	80
Table 31 Regional centre wise number of assignments (ODL Programme) awards transmitted to Hqrs in MAY 2023 .....	82
Table 32 Regional centre wise number of assignments submitted and awards transmitted to Hqrs for Online programme in MAY 2023 .....	84
<b>PART V – MONITORING OF STUDY CENTRES ACTIVITIES.....</b>	<b>86</b>
Table 33 Regional centre wise number of Induction Meeting (IM) attended by officials of RC in ONLINE and face to face mode in MAY 2023 .....	87
Table 34 Regional centre wise number of academic counseling sessions visited/monitored by officials of RC in MAY 2023 .....	89
Table 35 Regional centre wise number of TEE centers visited/monitored by RC (Please submit this information only if the activity was done in the month for which you are reporting.) in MAY 2023 .....	91

Table 36 Regional centre wise number of entrance exam centers visited/monitored by RC (Please submit this information only if the activity was done in the month for which you are reporting.) in MAY 2023 .....93

**PART VI – STUDENT SUPPORT SERVICES..... 94**

Table 37 Regional Centers wise students queries handled through various modes in MAY 2023.....95  
 Table 38 Regional Centre wise total number of students’ queries handled in May2023. ....97  
 Table 39 Regional Centers wise number of SMSs utilized for students support in May 2023. ....99  
 Table 40 Regional centers wise number of grievance redressal camp(s) organized by RCs/LSCs in online and face to face mode in May 2023 ..... 101

**PART VII - ACADEMIC ACTIVITIES BY REGIONAL CENTRE ..... 103**

Table 41 Regional centers wise number of research and professional development by regional center academics in MAY 2023..... 104

**PART VIII –ACCOUNTS & FINANCE ..... 106**

Table 42: Regional Centre wise total expenditure in MAY 2023.....107  
 Table 43 Regional Centre wise expenditure on Salaries of Regular Staff in MAY 2023. ....109  
 Table 44 Regional Centre wise expenditure on salaries of DW staff in MAY 2023. ....111  
 Table 45 Regional Centre wise expenditure on Regional Centre’ Security in MAY 2023.....113  
 Table 46 Regional Centre wise expenditure on rent of Regional Centre’ Building in MAY 2023.....115  
 Table 47 Regional Centre wise expenditure on tours and travels in MAY 2023. ....117  
 Table 48 Regional Centre wise expenditure on meetings/orientations/workshops’ in MAY 2023. ....119  
 Table 49 Regional Centre wise expenditure on Printing/Publicity etc in MAY 2023. ....121  
 Table 50 Regional Centre wise other expenditure in MAY 2023..... 123

**PART IX – EXPENDITURES ON FUNCTIONING OF LEARNER SUPPORT CENTERS ..... 125**

Table 51 Regional Centre wise expenditure on payment of salaries of Part-time functionaries of LSCs in MAY 2023..... 126  
 Table 52 Regional Centre wise expenditure on payment for Counseling, Assignment Evaluation, Practical’s etc in MAY 2023..... 128  
 Table 53 Regional Centre wise expenditure on the functioning (salaries + counseling, assignments, evaluation) of LSCs in May 2023..... 130

**PART X - STAFF STRENGTH..... 132**

Table 54 Regional Centre wise staff strength in MAY 2023..... 133

**PART XI – RATIO : EXPENDITURE, ENROLMENT AND STAFF ..... 135**

Table 55 Expenditure – staff ratio in the MAY 2023 ..... 136  
 Table 56 Expenditure – enrollment (Fresh) ratio in the MAY 2023 ..... 137  
 Table 57 Enrollment (Fresh) – staff ratio in the May 2023 ..... 139

**PART XII – USE OF DIGITAL MEDIA PLATFORMS BY REGIONAL CENTRES.... 141**

Table 58 Regional Centre wise Digital Media Platforms used ..... 142  
 Table 59 Regional Centre wise links of Facebook Page ..... 144  
 Table 60 Regional Centre wise usage of Facebook in MAY 2023 ..... 146  
 Table 61 Regional Centre wise Twitter Handles and their links..... 148  
 Table 62 Regional Centre wise usage of Twitter in MAY 2023 ..... 150  
 Table 63 Regional Centre wise links of Youtube Channel ..... 152

Table 64 Regional Centre wise usage of Youtube .....	154
<b><i>Annexure I Other Events organized by the RC .....</i></b>	<b>156</b>
<b>LSC 3610 Simdega College, Simdega.....</b>	<b>213</b>
<b>Date      26.05.2023.....</b>	<b>213</b>
<b>Place –     Mother Teresa A.N.M College, Bano .....</b>	<b>213</b>
<b>Coordinator Name – Dr. Ram Kumar .....</b>	<b>213</b>
<b>Guest –     1. Dr. Prahla Mishra, Director .....</b>	<b>213</b>
<b>Mother Teresa A.N.M College, Bano .....</b>	<b>213</b>
<b>2.    Dr. Sangita Kumari, Principal.....</b>	<b>213</b>
<b>Mother Teresa A.N.M College, Bano .....</b>	<b>213</b>
<b>120 Learners participate in the Promotional Meeting. ....</b>	<b>214</b>
<b><i>Annexure II Item-wise Expenditure of Regional Centers.....</i></b>	<b>262</b>



## Highlights of MMR - MAY 2023

Particulars	Numbers
General publicity initiative/activities to enhance outreach - Face to face	143
General publicity initiative/activities to enhance outreach - ONLINE mode	701
Programme specific publicities - <b>Face to face mode</b>	41
Programme specific publicities - <b>Online mode</b>	108
Efforts for reaching out to the persons who do not have access to higher education (Disadvantaged communities eg..PH, SC/ST, Women etc.) - <b>Face to face mode</b>	33
Efforts for reaching out to the persons who do not have access to higher education (Disadvantaged communities eg..PH, SC/ST, Women etc.) - <b>Online mode</b>	21
Extension activities for sensitizing learners and other stakeholders to social and sustainable development issues leading to inclusive society - <b>Face to face mode</b>	17
Extension activities for sensitizing learners and other stakeholders to social and sustainable development issues leading to inclusive society - <b>Online mode</b>	13
Collaborative extension and outreach Programs (If any)	14
Number of press releases/ published	387
In-house meetings at RC	142
Meeting with Hqrs and RSD - Participated/Interacted	250
Coordinators Meetings organized by RC	58
Orientation Programme for academic counselors (ACs) organized by RC	20
Orientation Programme for study centers functionaries organized by RC	24
Training programme organized for handling of Learning Management System (LMS) for academic counselors, Students and RC functionaries.	12
New Study Centers notified/opened	8
New Programmes activated at existing LSCs	43
New academic counselors empaneled in the reporting month	668
Exam centers established for online examinations and ODL exams in the region <i>(Please submit this information only if the activity was done in the month for which you are reporting.)</i>	346
Inductions meetings organized for the students of <b>ONLINE</b> Programme.	57
Inductions meetings organized for students of ODL Prog ( <b>Online mode</b> )	135
Inductions meetings organized for ODL Prog - ( <b>Face to face mode</b> )	102
Academic counseling sessions for theory courses organized by study centers for ODL Prog - ( <b>Online mode</b> )	7180

Academic counseling sessions for theory courses organized by study centers for ODL Prog - ( <b>Face to face mode</b> )	4685
Academic counseling sessions for practical courses organized by study centers for ODL Prog	5267
Academic counseling sessions organized for <b>ONLINE</b> Programme	1210
Programme for which Project viva – voce held at Regional Center ( <b>Face to face mode &amp; Online mode</b> ) - <b>ODL Prog.</b>	19
Programme for which Project viva – voce held for <b>ONLINE</b> Programme	1
Assignments received by RCs/LSCs in <b>Face to face mode</b>	1594629
Assignments received by RCs/LSCs in <b>Online mode</b>	292358
Assignments awards transmitted to Hqrs during reporting month	239986
Assignments submitted by students of <b>ONLINE</b> Programme	13758
Assignments awards transmitted to Hqrs during reporting month ( <b>ONLINE</b> Programme)	3832
Induction Meeting(s) attended by officials of RC ( <b>Online mode</b> )	141
Induction Meeting(s) attended by officials of RC ( <b>Face to face mode</b> )	111
Academic counseling sessions visited/monitored by officials of RC.	519
TEE centers visited/monitored by RC ( <i>Please submit this information only if the activity was done in the month for which you are reporting.</i> )	41
Entrance exam centers visited/monitored by RC ( <i>Please submit this information only if the activity was done in the month for which you are reporting.</i> )	0
By Post	13103
Email	99849
Phone	51124
i-GRAM	33156
Face-to-Face Queries	56695
Face Book	873
Twitter	429
RTI	180
Court Cases	6
Any other	22
Grievance Redressal Camp(s) organized by RCs/LSCs - ( <b>ONLINE mode</b> )	50
Grievance Redressal Camp(s) organized by RCs/LSCs - ( <b>Face to face mode</b> )	37
IGNOU programmes for New Admission	51959
Deficiency in the Fresh Admission Forms	0
Confirmation of New Admission	8380
Information regarding Induction Meeting	63420
Submission of Re - registration	242538
Confirmation of Re - registration	15007
Face to Face Counseling schedule	8676
Collection of study material	7465

Submission of assignment	7264
Term End Examination Hall Ticket	132246
Practical Examinations	6386
Project Viva Voce, workshop	218
Declaration of the term end examination result	0
Placement activities	14260
Convocation/degree	22431
Any other	145597
Systemic Research Activity (ies) performed on strengthening of the Open and Distance Learning	3
Research Article(s) Published	6
Conference Organized	11
Conference Attended	51
Faculty Development Programme(s) Organized	0
Faculty Development Programme(s) Attended	7
Participation in Interactive Radio Counseling Session (Gyan Vani/ AIR)	21
Participation in Doordarshan/ Other Electronic Media Channel programmes	18
Participation in Career Counseling Programme	3
Regular Staff Salary	71537203
Daily Wage payment	10103182
Security	3671452
Building Rent	5857611
Travel and hiring of taxi	406545
Meeting/ workshop/Orientation Programme etc	563443
Printing/Publicity	358433
LSC/PSC/SSC Payments (Salary of Part Time functionaries)	35009176
LSC/PSC/SSC Payments (Counselling, Assignment Evaluation, Practical's etc)	44157288
Other Expenditure	79344994
Academic Staff	144
Non Academic Staff	365
Daily Wage staff Engaged at Regional Centre	393
Daily Wage staff Engaged at Ware House	29
Security Guards	162



**Executive Summary**

## **MMR MAY 2023 – Executive Summary**

The analysis for MMR MAY 2023 is completely based on the data provided by the Regional Centres. As per the practice, the data for the Monthly Monitoring Report (MMR) was received through a filled-in format as well as through the Google Form. Both were received online. The MMR format which was in used earlier has been modified from MAY 2023. Some new features have been included in the MMR format.

The data received from 57 Regional Centres have been analysed in this Executive Summary for MMR- MAY 2023. The analysis has been done under various subheadings for Promotional, extension and outreach activities of the Regional Centres, and Learner Support Centres. Further, various Finance & Accounts related matters, i.e., expenditures incurred by Regional Centres and Learner Support Centres have been analysed. Information related to academic and professional development of the academics of the regional centres has been also compiled and analysed. Immediately following the Executive Summary, data tables pertaining to various activities have been provided. Thereafter, a brief summary of the events held across the country has been provided along with the pictures of those programs.

### **Promotional, Extension and Outreach Activities**

During the month of MAY 2023, Regional Centres organized various promotional and publicity activities. During this time general publicity initiative/activities to enhance outreach, programme specific publicities, efforts for reaching out to the persons who do not have access to higher education like disadvantaged communities e.g., PH, SC/ST, Women etc.

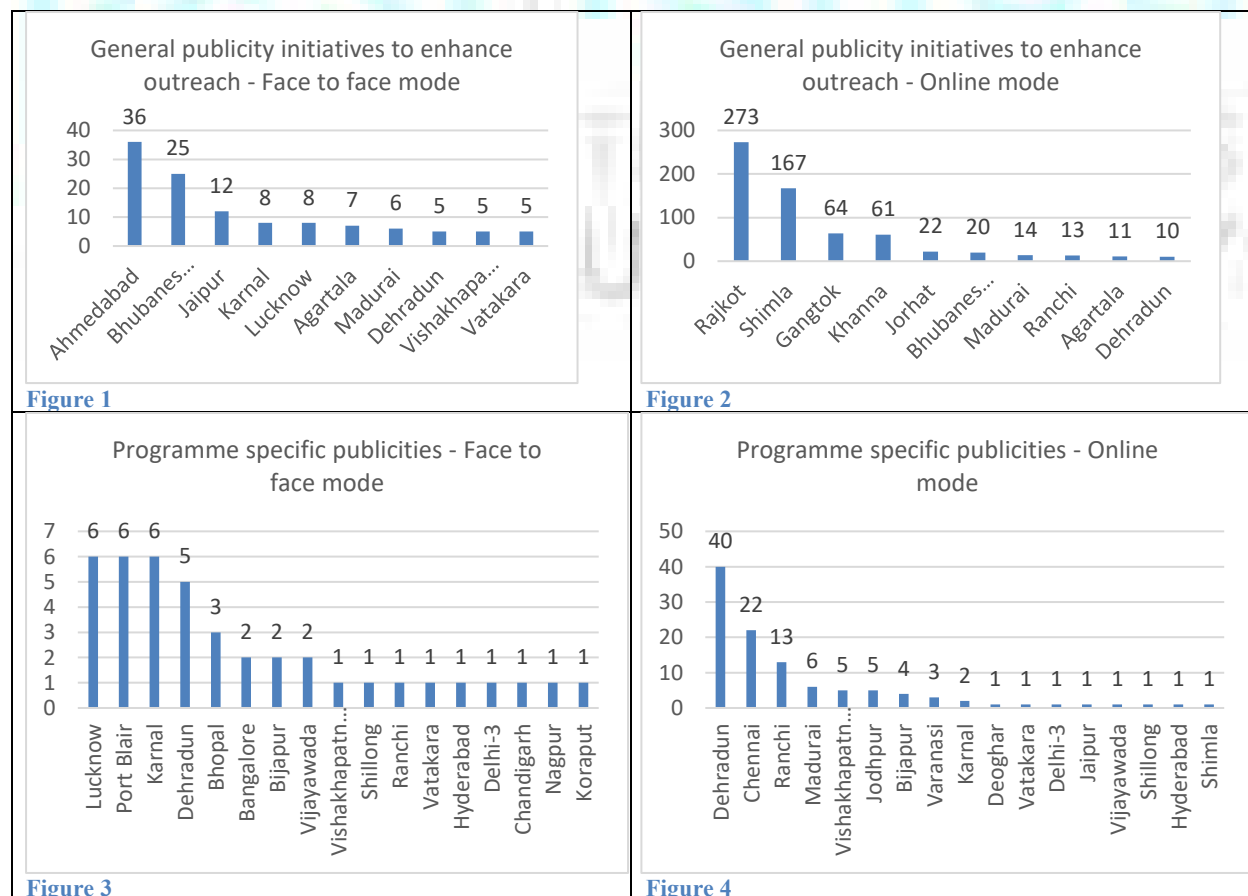
Summary of general and specific publicity and promotional activities carried out in face to face mode and online mode has been given in table 1. A total of 720 such activities have been undertaken across all 57 Regional Centres. The list of top ten regional centers in terms of general publicity initiative/activities (f2f mode), general publicity initiative/activities (online mode), specific publicities (f2f mode), specific publicities (online mode) has been given in figure 1 to 4.

Regional centre-wise **general and specific publicity and promotional derives** carried out in online mode as well as face to face have been given from Table 14 Regional centre wise number of promotional and publicity initiatives in May 2023 Table 14 and Table 15. Summary of total number such activities has been given in table 1. Figure 1 to 4 show the top ten regional centres, who have organised highest number of promotional and publicity activity in online and face to face mode. A total 993 such activities have been carried out byb the regional centers during the month.

**Table 1** Summary of promotional and publicity activity (Online and offline)

S. No.	Particulars	Number	% of total
1	Number of general publicity initiative/activities to enhance outreach - Face to face	143	14.4
2	Number of general publicity initiative/activities to enhance outreach - ONLINE mode	701	70.59
3	Number of programme specific publicities - Face to face mode	41	4.13
4	Number of programme specific publicities - Online mode	108	10.88
	Total	993	100

Top ten RCs in organising promotional and publicity drives in online and face to face mode



The efforts to enhance **outreach to underprivileged communities like PH, SC/ST, women**, etc. are another component in this area. This item has been included separately in the MMR format from MAY 2023 session. Summary of such activities is given in table no 2. A total 54 such activities were carried out by the RCs. Figures 5 and 6 depict the outreach efforts made by the top ten centres both online and f2f mode. RC wise efforts for reaching out to the disadvantaged communities in online mode as well as face to face have been given from Table 16 and Table 17.

**Table 2** Summary of efforts made by RCs to reach out to the disadvantaged communities

S. No.	Particulars	Numbers	% of total
1.	Efforts for reaching out to the persons who do not have access to higher education (Disadvantaged communities eg..PH, SC/ST, Women etc.) - <b>Face to face mode</b>	33	61.11
2.	Efforts for reaching out to the persons who do not have access to higher education (Disadvantaged communities eg..PH, SC/ST, Women etc.) - <b>ONLINE</b>	21	38.89
	Total	54	100

Top ten regional canters in outreach activities

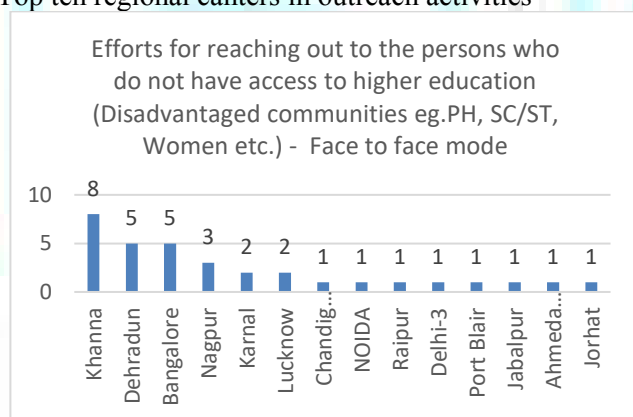


Figure 5

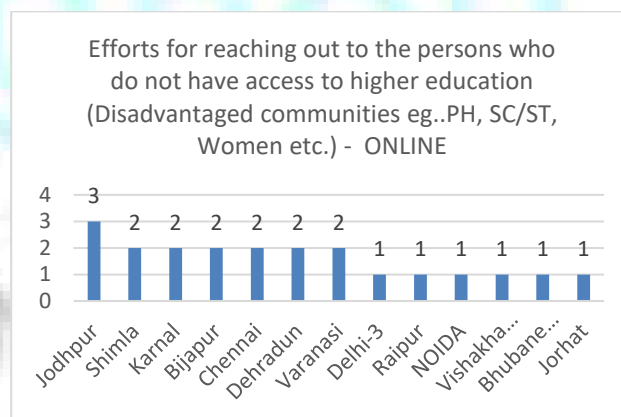


Figure 6

In addition, **extension activities for sensitizing learners and other stakeholders to social and sustainable development issues** leading to an inclusive society, as well as extension and outreach programs carried out by the regional centers in collaboration both in online and face-to-face modes, were also considered in the MMR for MAY 2023. A total 44 such activities was reported by the RCs (Table 3). RC wise number of activities has been given in Table 18 and Table 19. Figure 7 and 8 depicts the list of top ten regional centers organised extension activities (Face to face mode and Offline) higher side.

**Table 3** Summary of extension activity for sensitizing and collaborative activity by regional centres.

S. No.	Particulars	Numbers	% of total
1.	Extension activities for sensitizing learners and other stakeholders to social and sustainable development issues leading to inclusive society - Face to face mode	17	38.64
2.	Extension activities for sensitizing learners and other stakeholders to social and sustainable development issues leading to inclusive society - Online mode	13	29.55
3.	Collaborative extension and outreach Programs (If any)	14	31.82
	Total	44	100

Top ten regional canter organised higher no. of extension activities

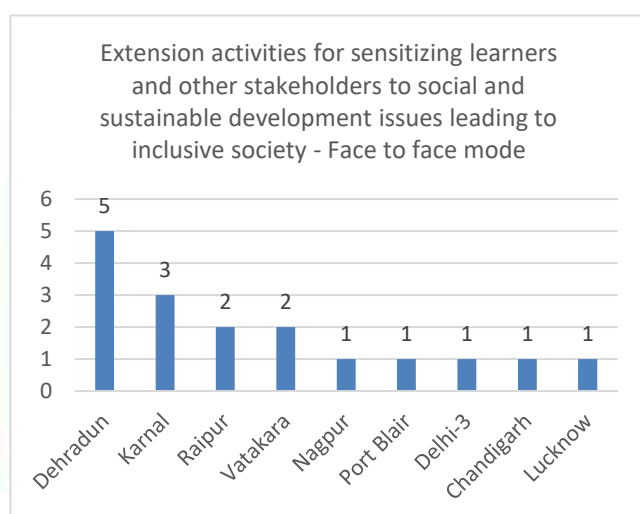


Figure 7

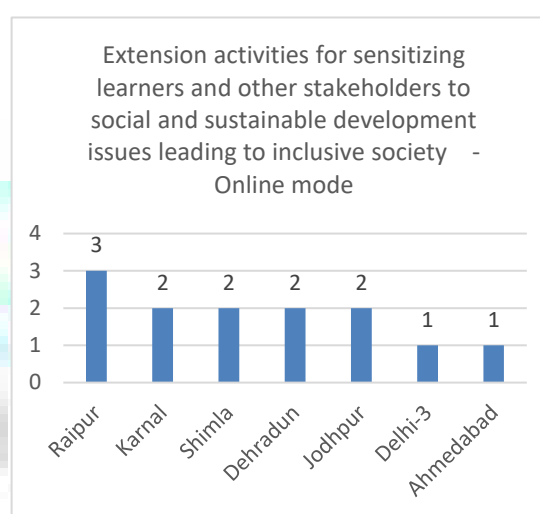


Figure 8

### Press Releases Issued

Regional Centres issue **press releases** to publicize the activities of IGNOU in local Newspapers. List of top ten Regional Centres are given in figure 9. A total of 387 press releases/media coverages were reported during MAY 2023 across the Regional Centres (Table 20).



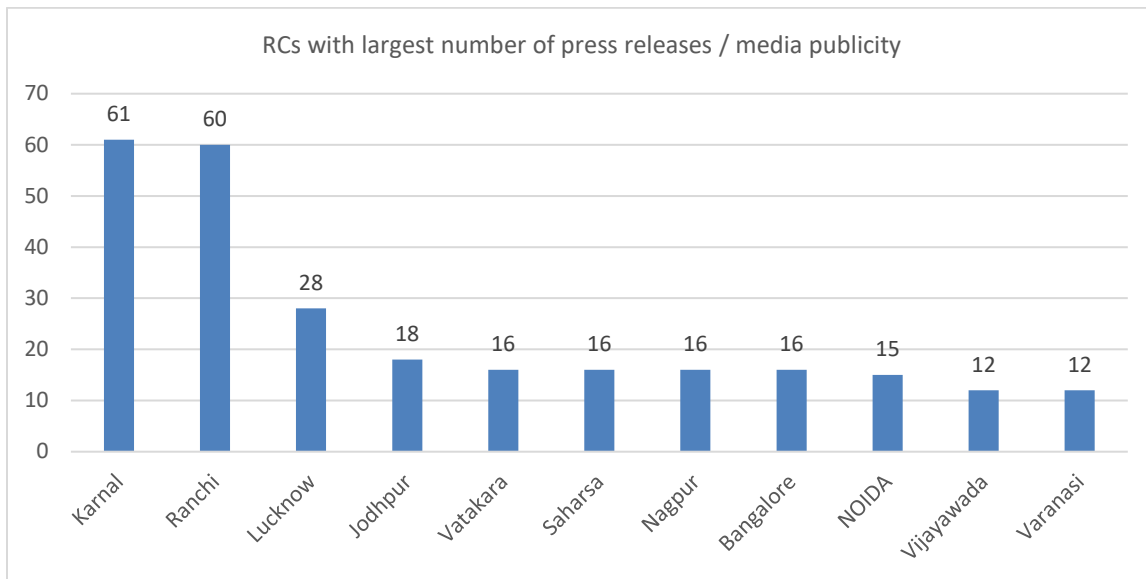


Figure 9

### Meetings, Trainings & Orientation Programme at Regional Centre

In order to deliberate on various activities at the regional centres, all regional centres had 142 official in-house meetings during MayY 2023 (Table 21). Regional Centres having highest number of in-house meetings are given in figure 10.

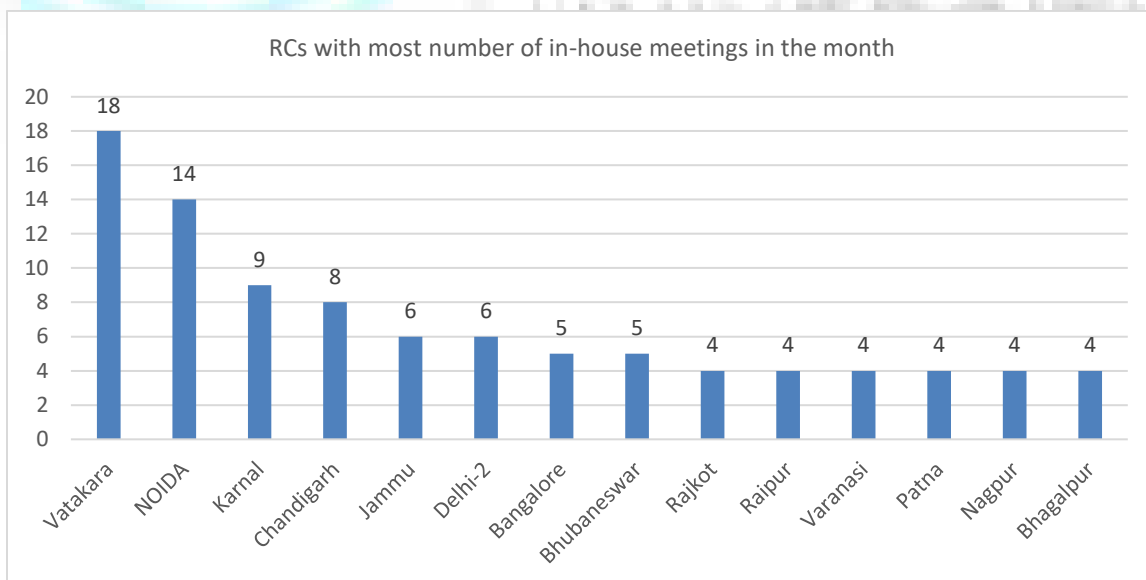
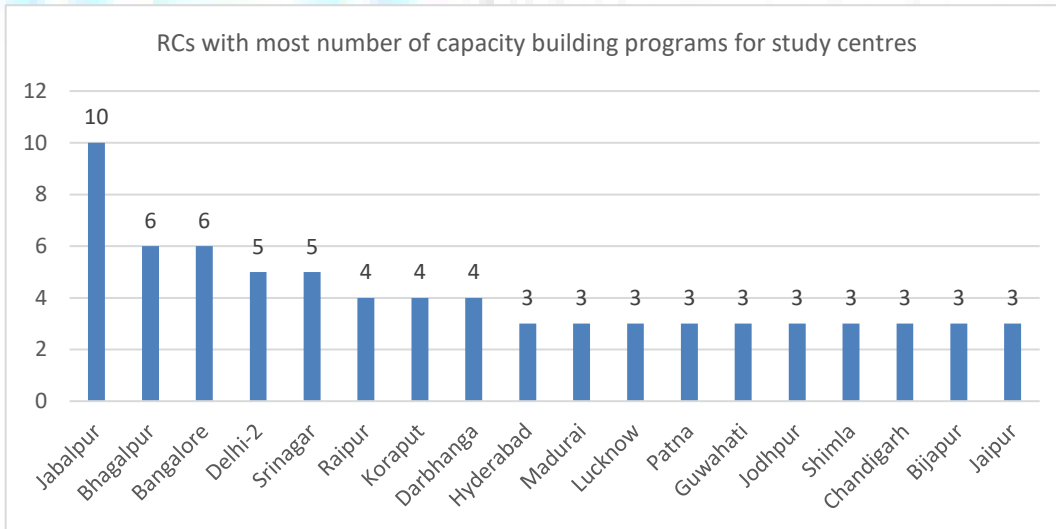


Figure 10

**Capacity building and the orientation** of part-time functionaries appointed in the learner support centers (LSC) are some of the key activities of regional centres. During the month of MAY 2023, a total of 114 such activities were undertaken across the regional centres (Table 23 and Table 24). This category involves meetings and orientation of coordinators and PICs of study centers, training of other part-time functionaries, orientation of academic counsellors and a new item which has been included in the MMR from January 2023 is the training programme organized by regional centers for handling of Learning Management System (LMS). The training on LMS were organised by regional centers Aligarh, Bijapur, Dehradun, Delhi-2, Delhi-3, Jaipur, Lucknow, Madurai, Raipur, Srinagar, Vatakara. List of the regional centres who organised the highest number of such activities is given in figure 11.

**Table 4** Summary of Capacity building and training programme organised by RCs

S. No.	Particulars	Numbers	% of Total
1	Number of Coordinators Meetings organized by RC	58	50.88
2	Number of orientation Programmer for academic counselors (ACs) organized by RC	20	17.54
3	Number of orientation Programme for study centers functionaries organized by RC	24	21.05
4	Training programme organized for handling of Learning Management System (LMS) for academic counselors, Students and RC functionaries.	12	10.53
	<b>Total</b>	<b>114</b>	<b>100</b>



**Figure 11**

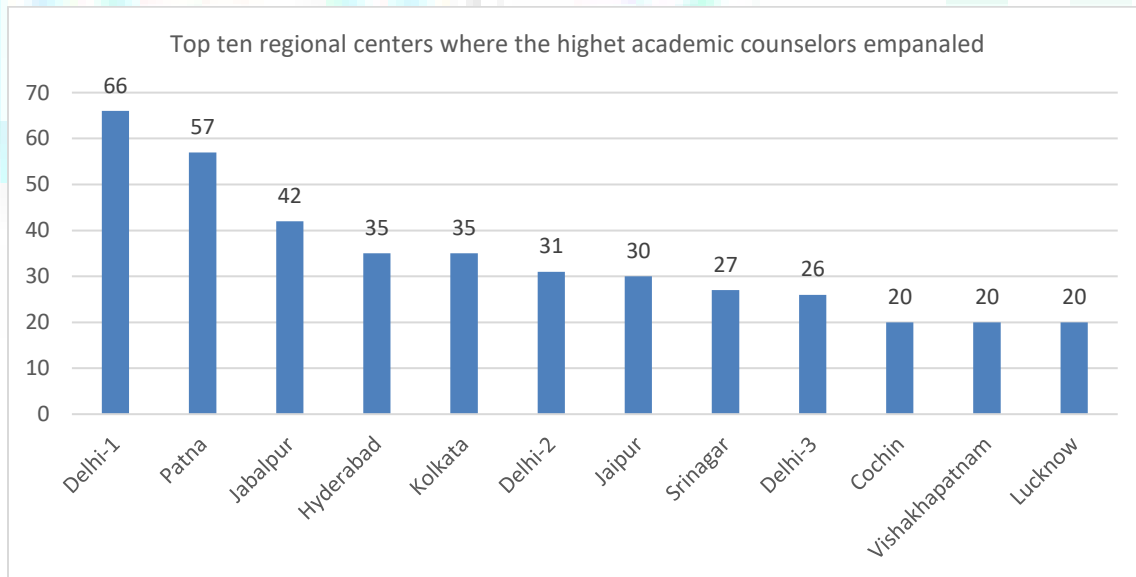
### Strengthening/Establishing LSCs and Exam centres

The items, which have been undertaken in this section, are - Number of new study centres notified/opened, New Programmes activated at existing LSCs, Number of new academic counsellors empanelled, Number of entrance exam centres and term end exam centres established (If the activity was done) in the month for which the report has been submitted. Summary of the activities has been given in table 5.

**Table 5** Summary of strengthening of LSCs related activities

S. No.	Particulars	Number	% of total
1	Number of New Study Centers notified/opened	8	1.11
2	Number of New Programmes activated at existing LSCs	43	5.98
3	Number of new academic counselors empaneled in the reporting month	668	92.91
	Total	719	100

RC wise data of above activities has been given in Table 25. During the reporting period, a total of 668 academic counsellors were appointed across the regional centers. A list of the top ten regional centers under this category has been given in figure 12.



**Figure 12**

Regional centers establish exam centers in their respective regions for holding term end exams or conduct of entrance exam for various academic programme. A total of 346 term-end exam centres were established for the examination process during the reporting period (Table 6). RC wise list of such exam centers are given in Table 26.

**Table 6** Summary of establishing Exam centres

S. No.	Particular	Total
1.	Number of exam centers established for online examinations and ODL exams in the region (Please submit this information only if the activity was done in the month for which you are reporting.)	346
2.	Number of Exam centers for Entrance test established in the region (Please submit this information only if the activity was done in the month for which you are reporting.)	0
3.	Total No. of Exam Centers	346

### **Regional Centres and Learners Support Centres Activities**

**Induction meeting (IM)** is an important event in IGNOU which is held at the Learner Support Centres (LSC) for newly enrolled students. The goal of this meeting is to familiarize newly admitted students with the open and distance learning system and the way it functions.

During the Corona pandemic, the Learner Support Centres organized this activity virtually. Since all COVID-19 restrictions and prohibitions have been lifted across the country. Face to face and physical activities have been restored to normalcy in the institutions and colleges. Accordingly, some of the LSCs also conducted the IM in face-to-face mode. In addition, induction meetings were also organized separately for the students who had enrolled in an online academic programme. Regional centre-wise details of IM has been given in Table 27.

A total 294 induction meetings (IM) were organised during the May 2023 (Table 7), whereas total 102 number of inductions meetings organized in face to face for ODL Programme. Figure 13 shows the top twelve regional centres holding IM in face to face mode for ODL programme. A total of 135 IM was organized for students of the ODL program in Online mode during MAY 2023. The top ten regional centres in terms of holding IM for ODL programme through online mode has been given in figure 14. The university offers academic programme in two different modes – ONLINE mode and Offline (ODL mode). Hence, the Regional Centres were also asked to provide data for the IM organised for the students enrolled in online programme. The regional centers were organised 57 induction meetings for online academic programme. List of top eleven regional centres who have organised the largest number of IM for the students of online programme has been given in figure 15.

Table 7 Summary of IM organised meetings for online and ODL programme

S. No.	Particulars	Total	% of total
1.	Number of inductions meetings organized for ODL Prog - (face to face mode)	102	34.69
2.	Number of inductions meetings organized for students of ODL Prog (Online mode)	135	45.92
3.	Number of inductions meetings organized for the students of ONLINE Programme.	57	19.39
	<b>Total</b>	<b>294</b>	<b>100.00</b>

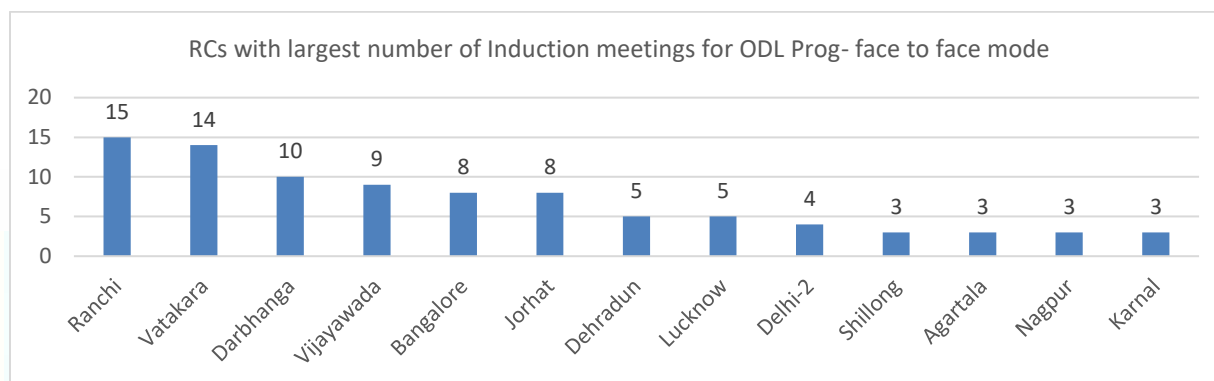


Figure 13

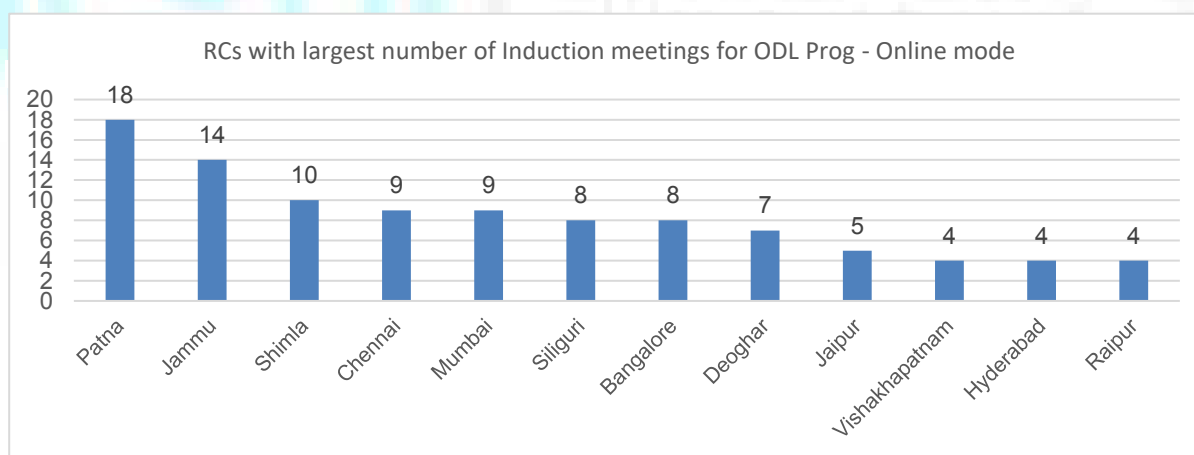


Figure 134

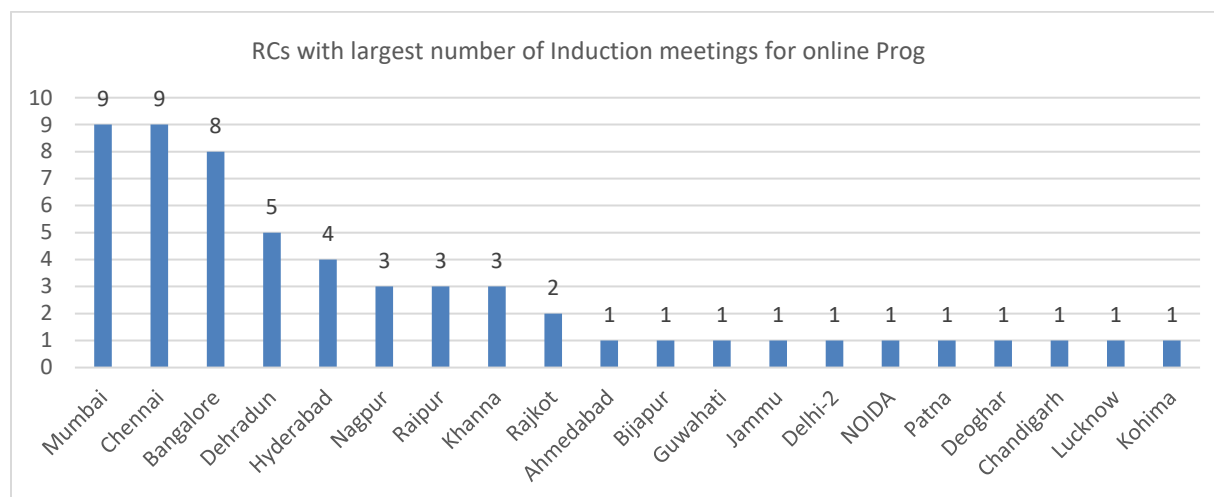


Figure 15

**Academic Counselling sessions** - The number of academic counselling sessions organised for theory courses for the Open and Distance Learning (ODL) programme in online and face-to-face modes; number of academic counselling sessions organised for practical courses for the ODL program; and the number of academic counselling sessions organised for the online programme are the items that have been taken into consideration separately. As far as the number of academic counselling sessions is concerned, a total 18342 such sessions were organised across the regional centres in the month of MAY 2023. Item-wise summary of academic counselling sessions held across the country has been given in Table 8. RC wise details of academic counselling sessions organised for ODL Prog (Online and f2f mode), Practical courses for ODL Prog and academic counselling for Online programme have been given in Table 28.

A list of the top ten regional centres where the maximum number of academic counselling sessions were organized for the ODL program, the online program, and for practical courses is given in figures 16–19.

Table 8 Summary of academic counselling sessions organised by RCs

S. No.	Particulars	Total no. of sessions	% of total
1	Number of academic counseling sessions for theory courses organized by study centers for ODL Prog - ( <b>ONLINE mode</b> )	7180	39.15
2	Number of academic counseling sessions for theory courses organized by study centers for ODL Prog - ( <b>Face to face mode</b> )	4685	25.54
3	Number of academic counseling sessions for practical courses organized by study centers for <b>ODL Prog</b>	5267	28.72
4	Number of counseling sessions organized for <b>ONLINE Programme</b>	1210	6.6

Total	18342	100
-------	-------	-----

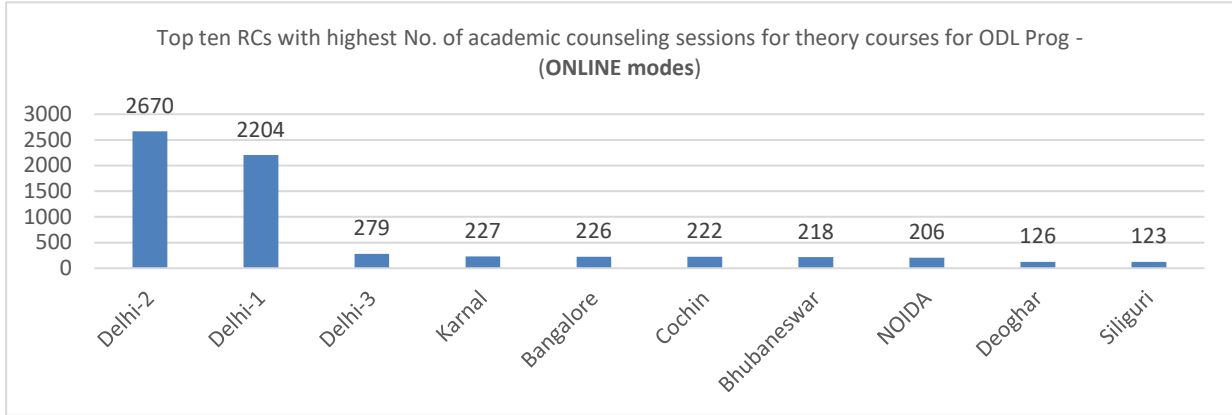


Figure 15

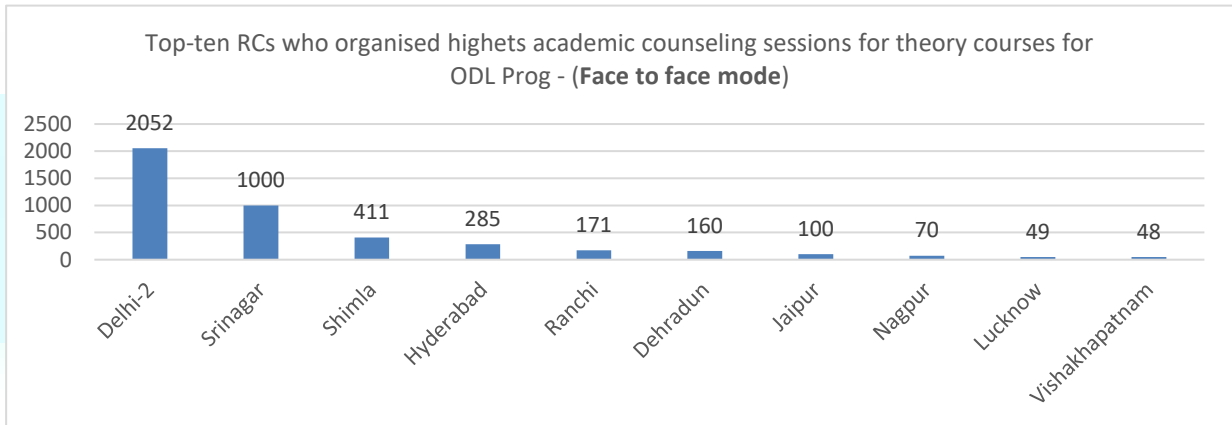


Figure 17

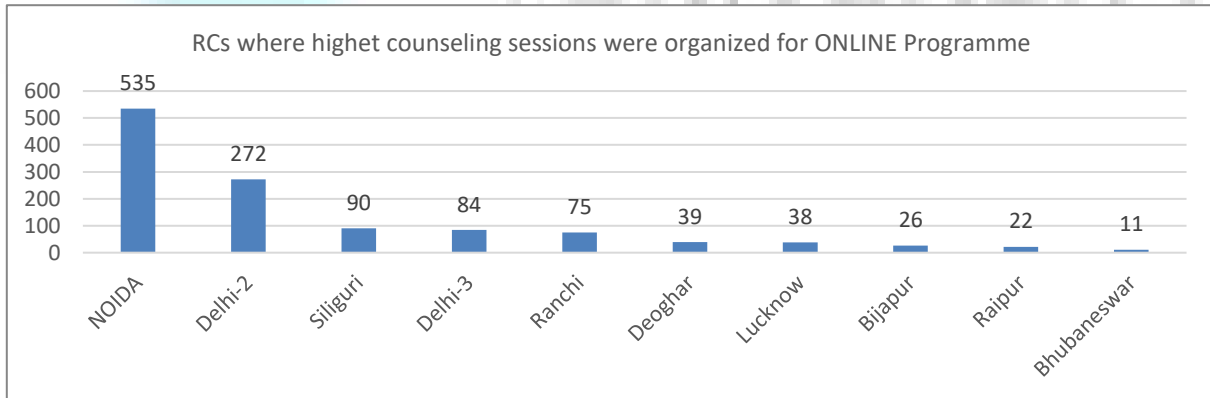


Figure 18

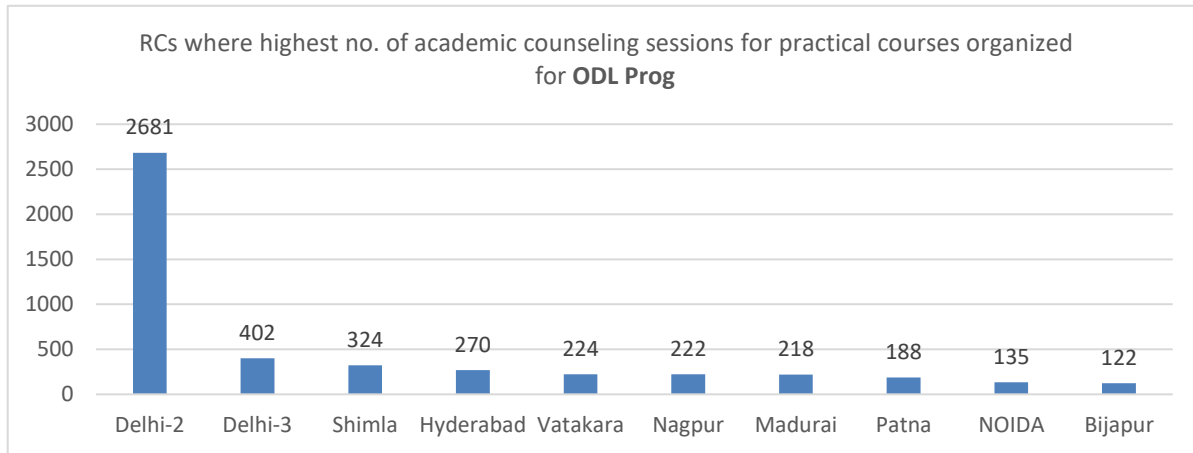


Figure 19

**Project Viva-voce** - During the reporting month, regional centres organised viva – voce for the students of 19 different academic programmes both online and offline programme. Out of which 20 project viva-voce were held for the ODL programme and 01 viva-voce for online programme (Table 9). The list of top ten regional centres where highest number of project viva-voce were is given in figure 20. RC wise status of conduct of Project Viva-voce has been given in table 29.

**Table 9** Summary of Project Viva-voce organised by RCs

S. No.	Particulars	Total	Percentage of total
1.	Number of Programme for which Project viva – voce held at Regional Center (Face to face mode & Online mode) - ODL Prog. (No.)	19	95
2.	Number of Programme for which Project viva – voce held for ONLINE Prog. (No.)	1	5
	Total	20	100

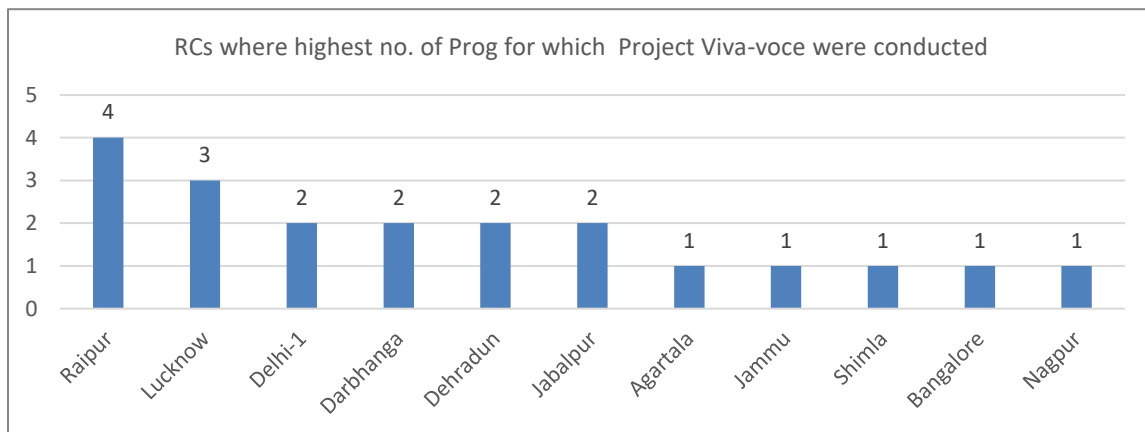


Figure 20



**Assignments** - The status of evaluation assignments is another item that has been assessed under - number of assignments received by RCs/LSCs, and number of assignment awards transmitted to Hqrs for the ODL programme and online programme during the reporting month. Regional centres have provided information related to assignments received by RCs/LSCs for ODL programme in both offline and online mode separately. Separate data was collected for awards sent by regional centres to the SED as well as assignments received at RCs/LSCs. A separate section has been also created in the MMR format to obtain the status of assignments for the Online Programme. Regional centre-wise status of assignments received and awards transmitted, has been provided in the table from 30 to 32. Figure 21 and 22 show the status of top 10 regional centers in terms of handling assignmentst for ODL and online programme during the month. Summary of status of assignment received and awards transmitted has been given in table 10.

Table 10 Summary of assignment evaluation and awards transmission

S. No.	Particulars	Total
1	Number of Assignments received by RCs/LSCs in Offline mode (Please give total figure of the region)	1594629
2	Number of Assignments received by RCs/LSCs in Online mode (Please give total figure of the region)	292358
3	No. of Assignments awards transmitted to Hqrs during reporting month	239986
4	Number of Assignments submitted by students of Online Programme	13758
5	Number of Assignments awards transmitted to Hqrs during reporting month (Online Programme)	3832
	Total	2144563

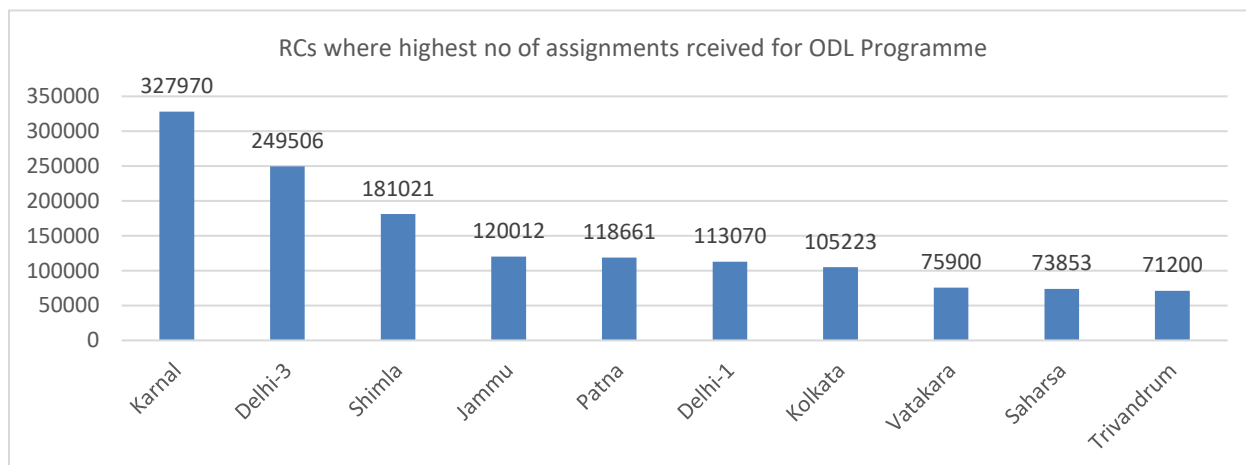


Figure 21

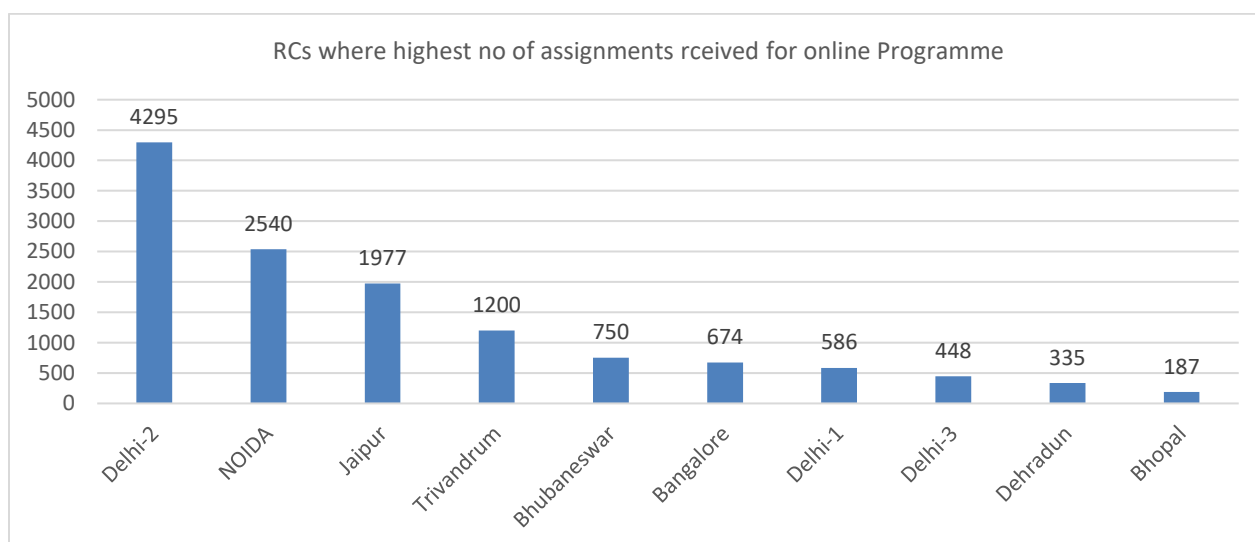


Figure 22

## Monitoring of Study Centres Activities

*Monitoring Activities by RCs* - Monitoring of functioning of Study Centres is one of the important activities of Regional Centres. Monitoring of academic counselling sessions is an important component of this category. The participation of RCs in the induction meeting (IM) is very important part, as academics from the RCs address the new learners during the **induction meeting**. In the reporting month, a total 152 IM were addressed and attended by the academics of the regional centres, which is 51.7 % of the total IM (294) organised across the regional centers (Table 7). Top thirteen regional centers where the highest number of academics were attended IM have been given in figure 23 and 24. Regional centers-wise status of induction meetings attended, academic counselling sessions visited, visit of exam and entrance exam centers has been provided

in table 33 to 36. Data of monitoring of academic activities of the study centers has been summarised in table 11.

**Table 11** Summary of monitoring activities

S. No.	Particulars	Total
1	Number of Induction Meeting(s) attended by officials of RC (ONLINE mode)	141
2	Number of Induction Meeting(s) attended by officials of RC (Face to face mode)	111
3	Number of academic counseling sessions visited/monitored by officials of RC.	519
4	Number of TEE centers visited/monitored by RC (Please submit this information only if the activity was done in the month for which you are reporting.)	41
5	Number of entrance exam centers visited/monitored by RC (Please submit this information only if the activity was done in the month for which you are reporting.)	0
6	Total	812

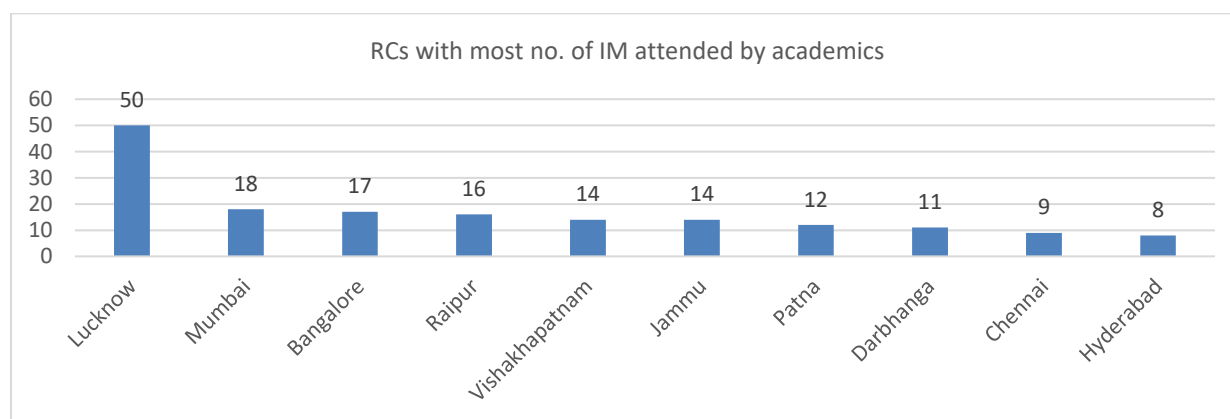


Figure 163

In the month of May 2023, out of the total of 18342 **academic counselling** sessions organised (Table 8), 519 academic counselling sessions were monitored by the academics of the regional centres, constitutes 2.82% of the total academic counselling sessions organised (Table 8). Top-ten Regional Centres where the largest number of academic counselling sessions were monitored have been given in figure 24. Regional centers wise number of sessions monitored has been given in the Table 34.

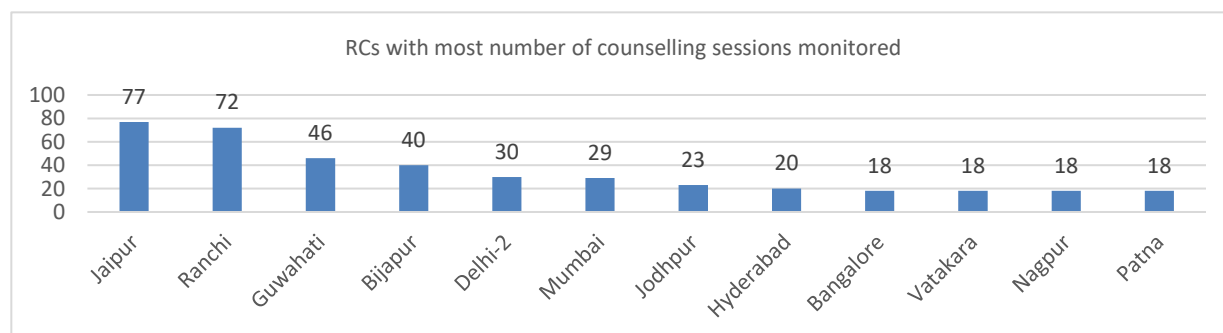


Figure 174

When activity occurs in their respective regions, officials from the regional centres actively participate in monitoring term-end exams (both theory and practical) and entrance examination-related activities. During the period of report, a total 41 such exam centres monitoring activities were carried out by the officials of RCs.

### **Student Support Services**

Resolving students queries by regional centres (Table 37 and Table 38), use of SMS to communicate with the students (Table 39) and holding grievance redressal camps/sessions to interact with the student (Table 40) are the parameters which have been analysed in this part of the report. Summary of such activities carried out by the regional centre are given in Table 12.

**Table 12** Summary of student support service related activities

S. No.	Particulars	Total
1.	Total student queries handled	255437
2.	Total SMS use	725847
3.	Number of Grievance Redressal Camp(s) organized by RCs/LSCs - (ONLINE)	50
4.	Number of Grievance Redressal Camp(s) organized by RCs/LSCs - (face to face)	37

**Handling of student queries** and **grievances** are crucial for effective student support services. All regional centres answer students' issues face-to-face in person as well as via email, telephone, post, Facebook, and other means (Table 37). Table 38 Table 38 shows the RC-wise information regarding the handling of the total number of students' queries at each regional centre in the month of May 2023. Across all Regional centres, a total of 255437 queries were handled/addressed, or responded to. The list of top-ten regional centres that attended the maximum number of students' queries is shown in figure 25. These ten regional centres handled 36.07% of the total number of queries received at regional centres

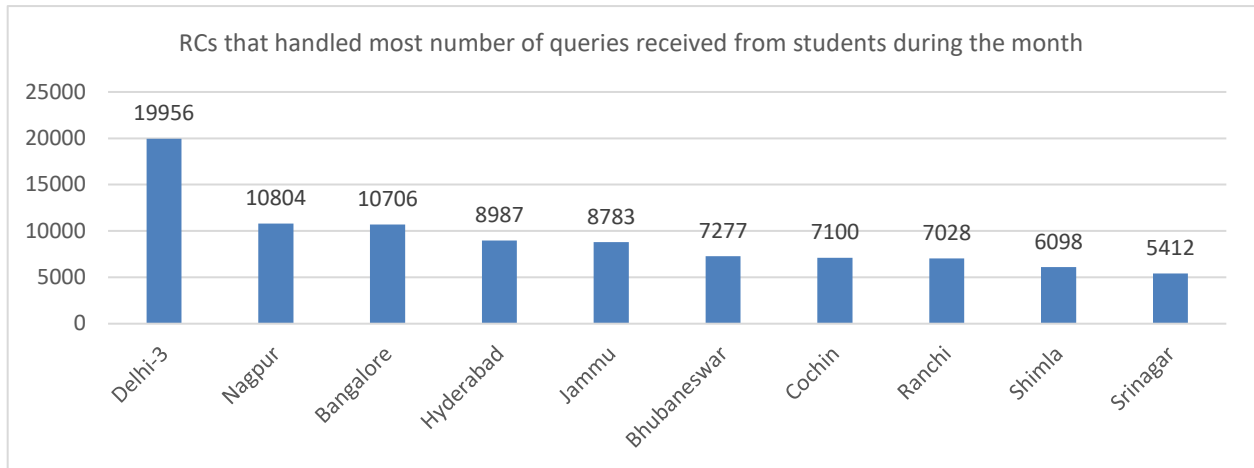


Figure 185

**Use of SMS** is an important mode of communication for the regional centres. It is used to communicate important messages to the learners urgently. For this purpose, Regional Centres use the bulk SMS facilities. During the month of May 2023, a total of 725847 SMS was sent to the students to communicate various types of information to the learners (Table 39). Figure 26 lists the regional centres that have used the SMS service the most frequently during the month.

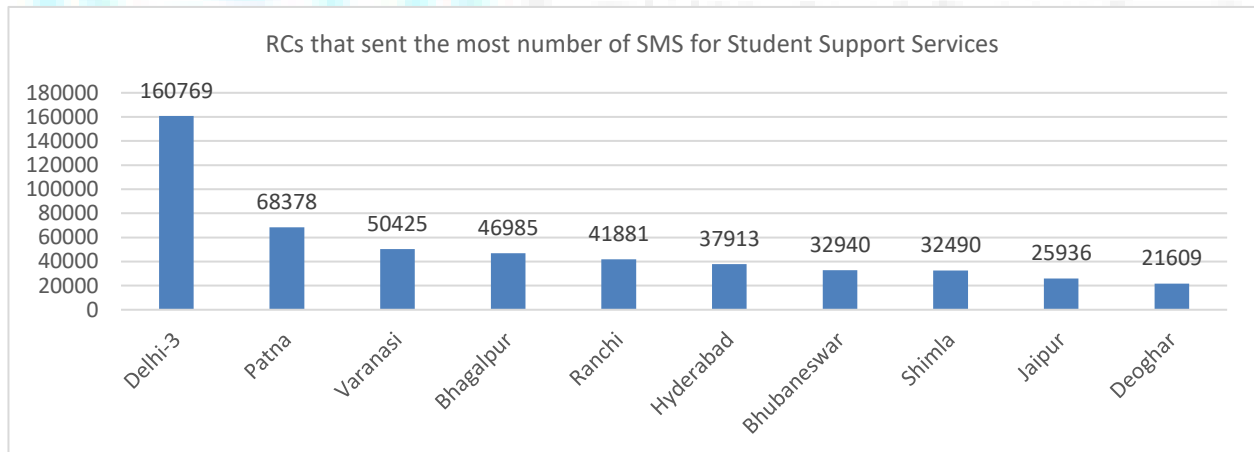


Figure 196

Receiving and resolving student grievances is a crucial part of student support services. During the month, regional centres organized online and face to face mode (offline) grievance redressal camps to address students queries and problems related to their studies. In the month of May 2023, all together 87 such camps were held by the regional centres (Table 40). Out of 87, 37 have been organised in face to face mode and 50 virtual/online sessions had been hold by the regional centres

to resolve students' grievances. The list of top ten regional centres in this category are given in figure 27.

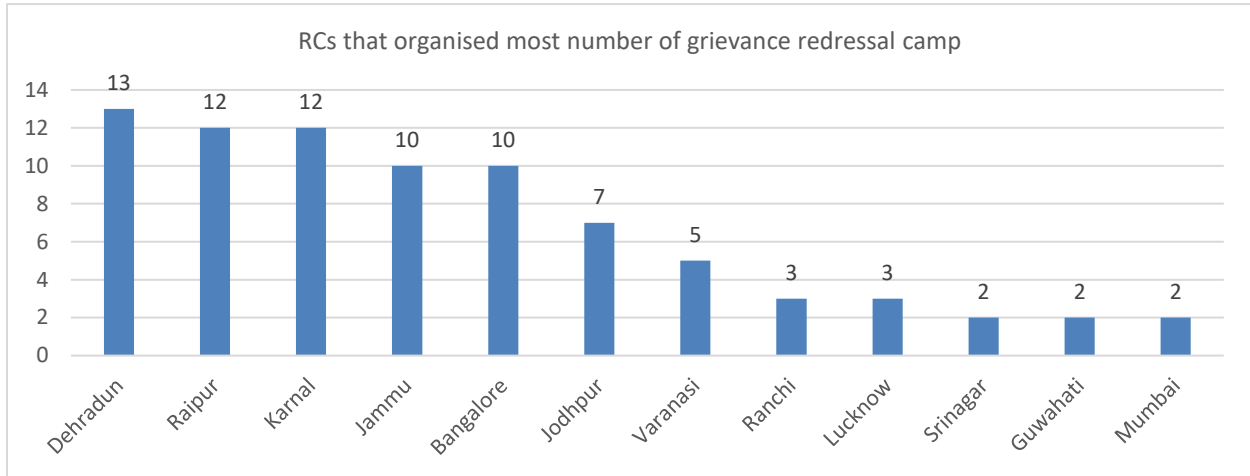


Figure 207

### Research and Academic Development Activities

Regional Centre wise Research and Academic Development activities have been given in Table 40. During the month of MAY, 2023, Regional Centres reported a total of 120 different Research and Academic Development activities including Faculty Development Programme, Webinar/Seminar organized/participated, Radio/TV program and so on (Table 41). Indeed, the top ten regional centres (figure 28) reported a total 80 such activities accounting for 66.66% of the total during May 2023.

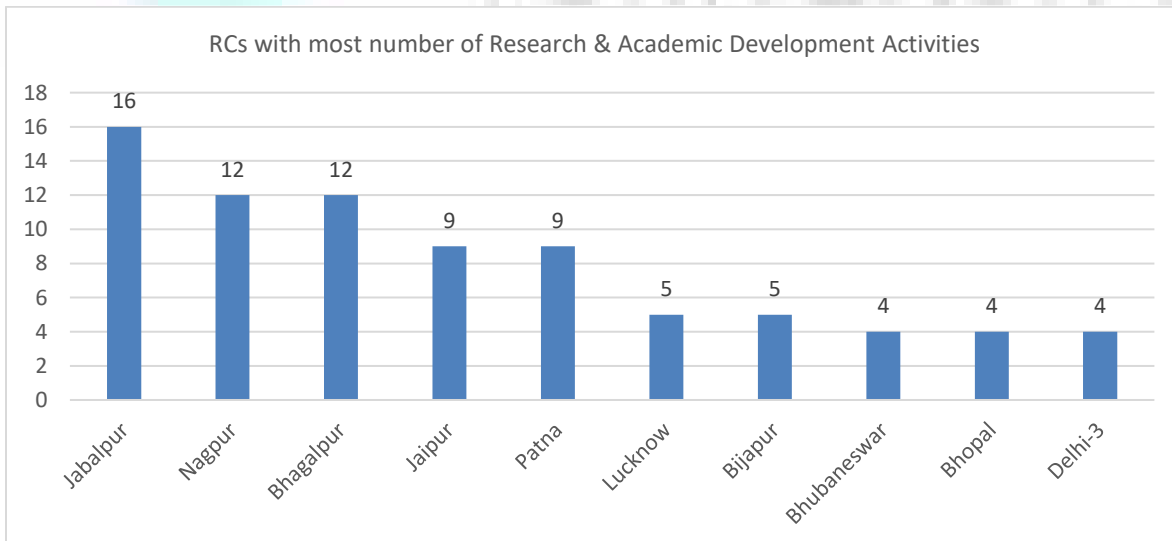


Figure 218

## Expenditure of Regional Centres

This section of the report deals with the expenses of Regional Centres incurred to meet the functioning of Regional Centres during May 2023. The analysis includes the Regional Centre wise total expenditure as well as item-wise expenditures during May 2023. The data is provided in Table 42 to 53. In May 2023, a total expenditure of Rs. 251009327/- was incurred across the regional centres (Table 42). Figure 29 shows the names of the top-ten regional centres that accounted for about 47.36% of total expenditure incurred across all the regional centres. Regional centre Raghunathganj and Aligarh reported zero expenses (Figure 30). RC **Imphal** did not send MMR for the month of May 2023 due to non-availability of internet in the state.

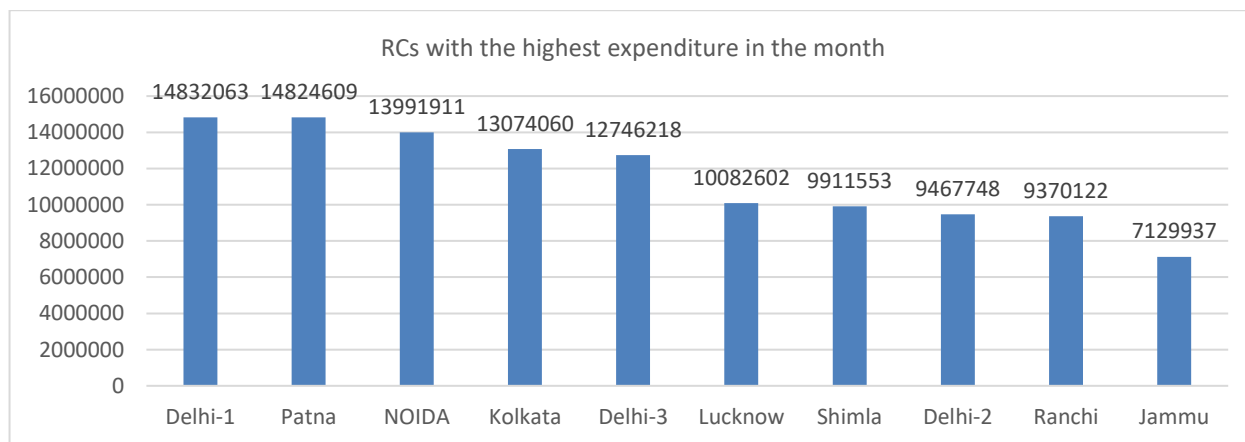


Figure 29

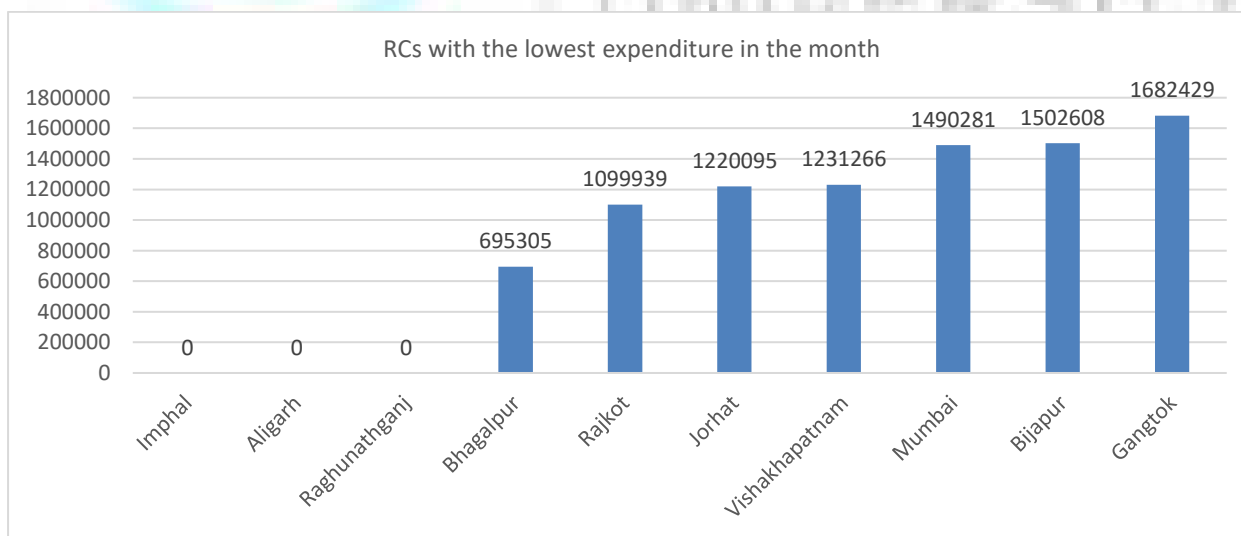


Figure 30

Table 42 shows the expenditure incurred on the payment of **salaries to regular staff** of the regional centres. Percentage of expenditure incurred on the payment of staff salaries at respective regional centres has been given in the corresponding column of the Table 43. Top-ten regional centres that had the highest expenditure for paying staff salaries are given in figure 31. Across all regional centres, a total of Rs. 71537203/- was spent for the payment of staff salaries which accounted for 28.50% of total expenditure (Rs. 251009327/-) of the regional centres.

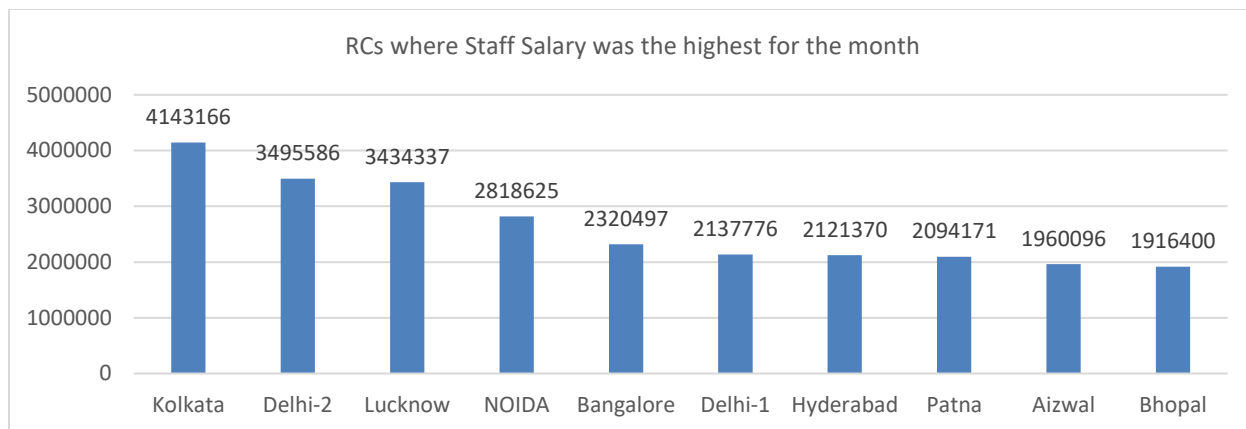


Figure 31

Payment towards the salaries of **daily wagger** staff working at the Regional Centres is the next item which has been analysed. Regional Centre wise data on the payment of daily wagers' salaries has been given in Table 44. A total of Rs. 10103182/- has been paid towards the salaries of daily wagers across the Regional Centres which was 4.03% of the total expenditure of Rs. 251009327/-. Top-ten regional centres who have spent highest amount under this category are listed in figure 32. Twelve regional centres reported nil expenditure in this category.

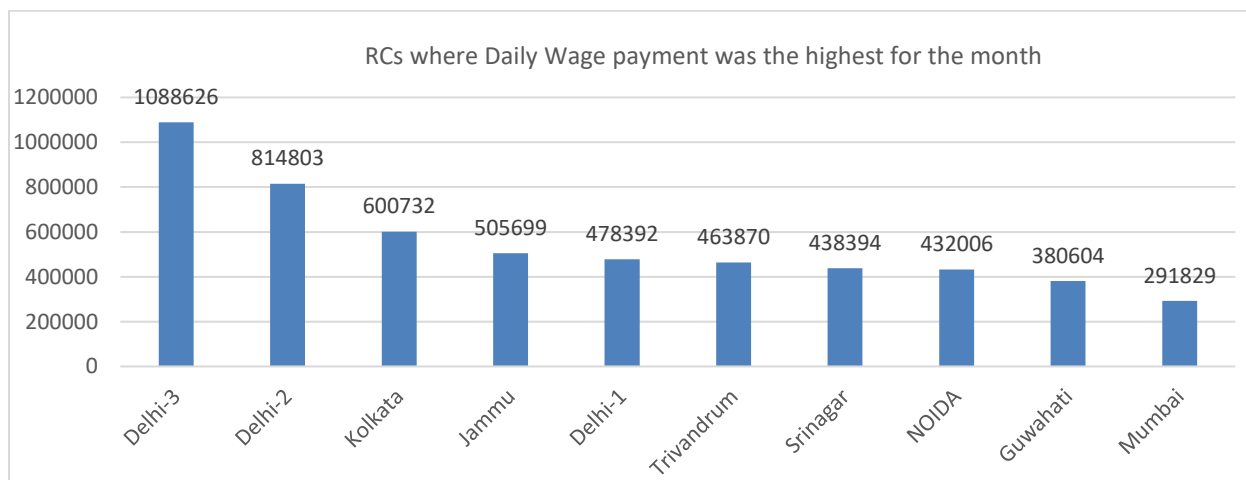


Figure 232



Expenditure for the arrangement of **security** is another item of expense at the regional centres. regional centre wise expenditure under this head has been given in table 45. It shows that a sum of Rs. 3671452/- was spent by all the regional centers, which accounted for 1.46% of total expenditure (Rs. 251009327/-) of all regional centers. Under this category, the top-ten regional centers who spent the highest amount of their total expenditure on security arrangements have been given in figure 33. There were 23 regional centers that reported nil expenses for security arrangements (Table 45).

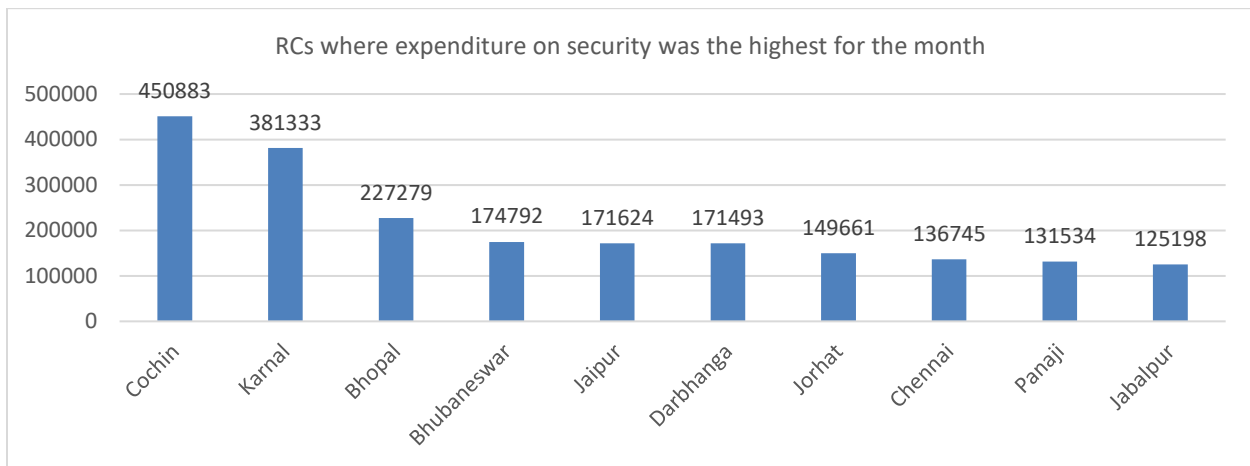


Figure 243

There are Regional Centres which are operational in **rented building**. Regional Centre wise expenses towards the rent of hiring buildings are given in table 46. Analysis of data indicates that a sum of Rs. 5857611/- was spent for paying the rent of buildings by the regional centers, which accounted for 2.33% of total expenditure (Rs. 251009327/-) on regional centres functioning. There are 30 regional centres who reported nil expenditure in this category. Top-ten regional centers who spent the highest amount on building rent are listed in figure 34.

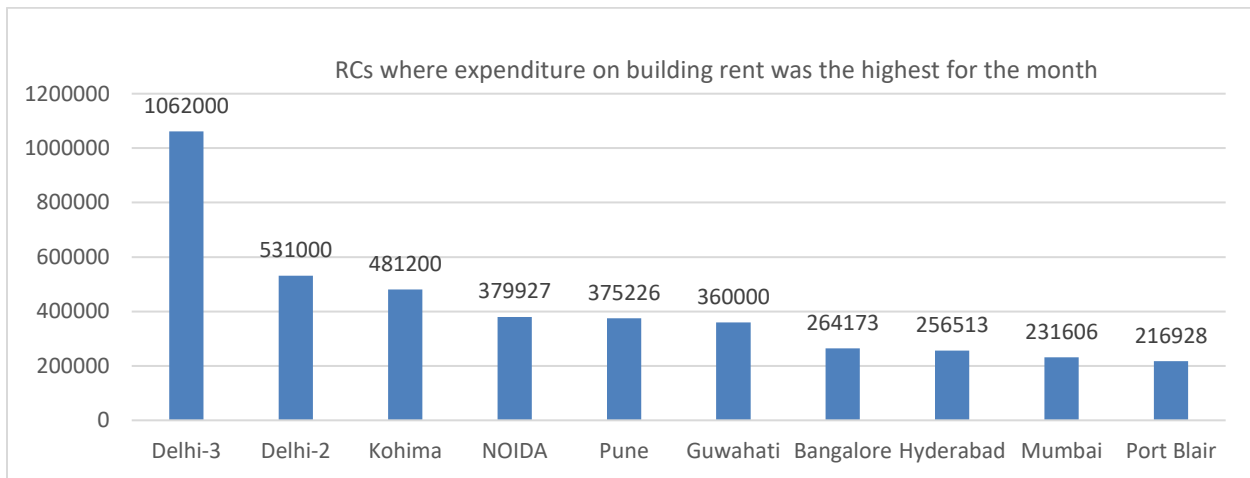


Figure 254

Expenses on **tours and travel**, and hiring taxis are other items of expenditures of regional centres. In this regard, regional centre wise expenditure incurred during May 2023 is given in table 47. It shows that Rs. 406545/- was spent to meet the expenses of tours and travels at all the regional centres, which was mere 0.16% of the total expenditure of Rs. 251009327/- wherein 27 regional centres reported nil expenditure for this item. Figure 35 shows the regional centres with the highest expenditure towards "Travel & Hiring of Taxi".

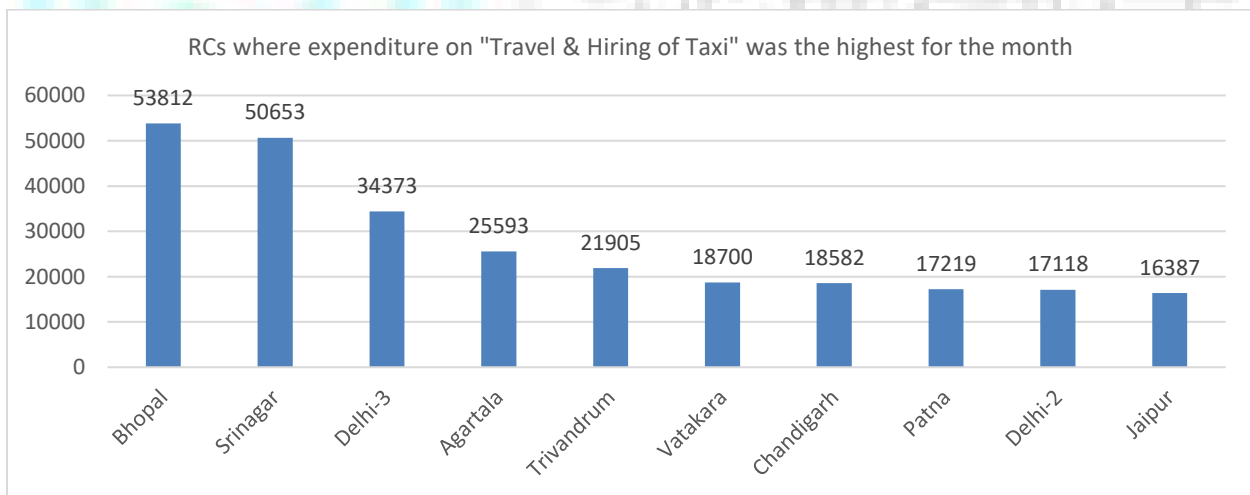


Figure 265

Next item of analysis is expenditure on **meetings, workshops, and orientation** programs. Regional Centre wise detailed analysis has been given in table 48. A total of Rs 563443/- was spent at all the regional centres which was only 0.22% of total expenditure of Rs. 251009327/-. Top ten regional centres reported expenses under this category are given in figure 36. Forty eight regional centres were made nil expenditure under this category.

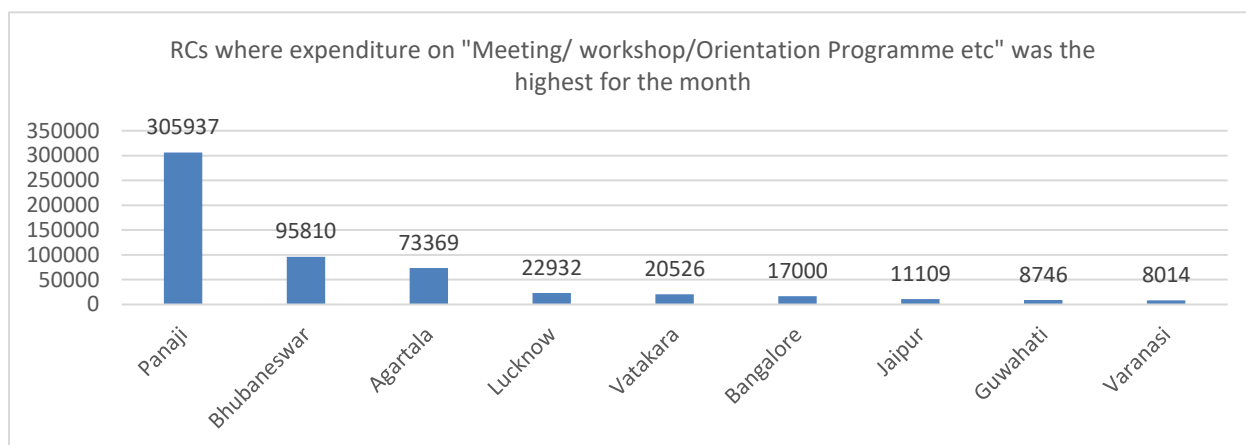


Figure 276

Another item of analysis is expenses on **printing of promotional and publicity items** which has been given in table 49. In this item, all the Regional Centers spent Rs. 358433/- which is 0.14% of the total of Rs. 251009327/-. No expenses were made by thirty seven regional centres for this item. Top-ten regional centres who spent the highest for this item have been given in figure 37.

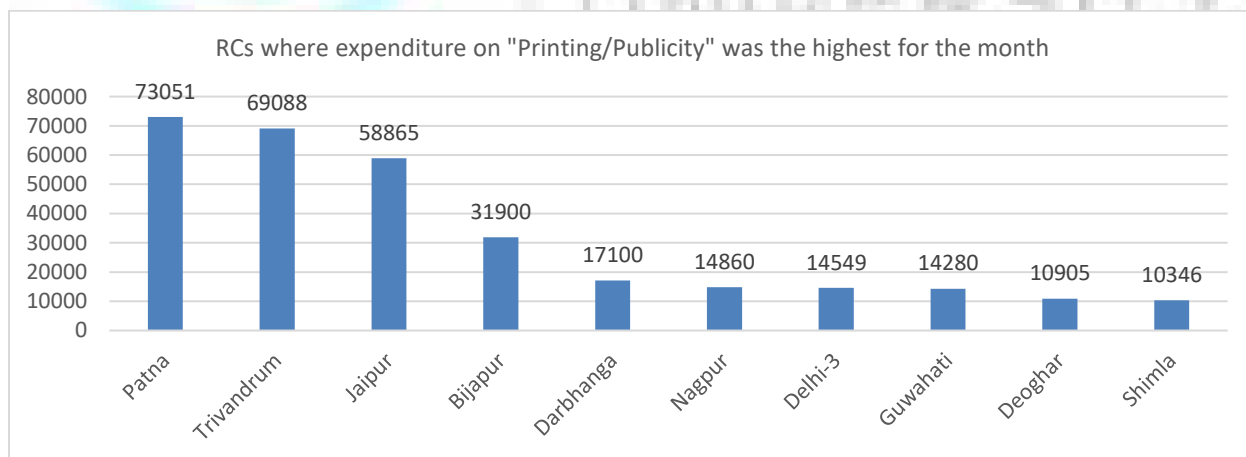


Figure 37

Miscellaneous expenditures of Regional Centres have been categorized as **Other Expenditure**. Regional Centre wise expenditure under this category have been given in Table 50. It accounted for Rs. 79344994/- across all the Regional Centres, which was 31.61% of the total expenditure of

Rs. 251009327/-. The Regional Centres whose expenses were highest under this item have been given in figure 38.

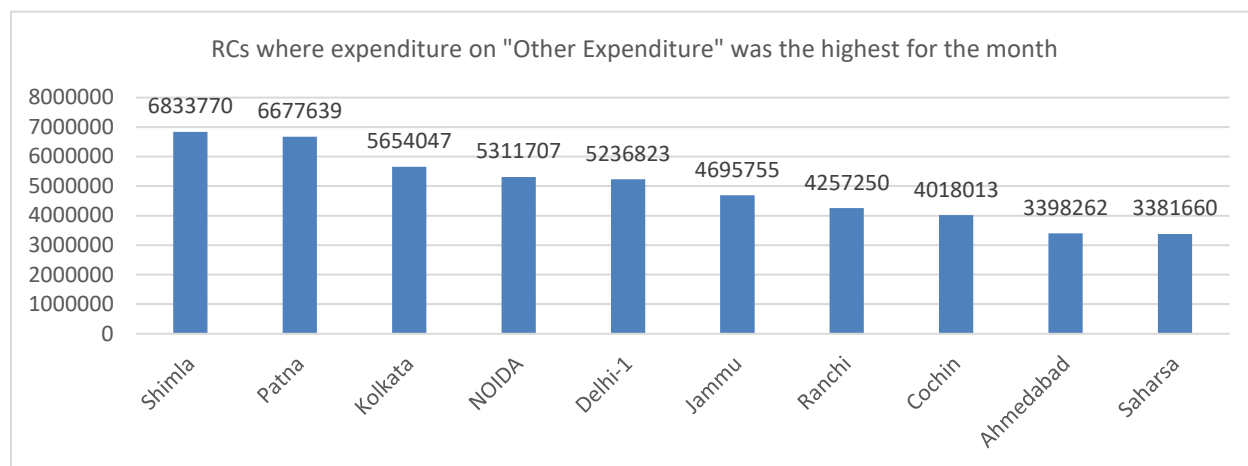


Figure 298

### Expenditures for Functioning of Learner Support Centres

Expenses on the operations and functions of the Learners Support Centres are an important component of the university's expense. The expenses are made for salaries of part time functionaries (PTFs) of study centres as well as payments for academic counselling sessions, evaluation, and other administrative activities. Expenditures incurred for these activities are given in table 51 to 53.

As far as salaries of part-time functionaries of study centres is concerned, a sum of Rs. 35009176/- was spent by all the regional centres during May 2023 which accounted for 13.95% of total expenditure of Rs. 251009327/- incurred across the regional centres (Table 51). Top-ten regional centres who incurred maximum expenses towards payment of salaries for the Part Time Functionaries in terms of percentage of total expenses have been given in figure 39. Eight regional centres made nil payment on salaries of part-time functionaries of study centres during May 2023.

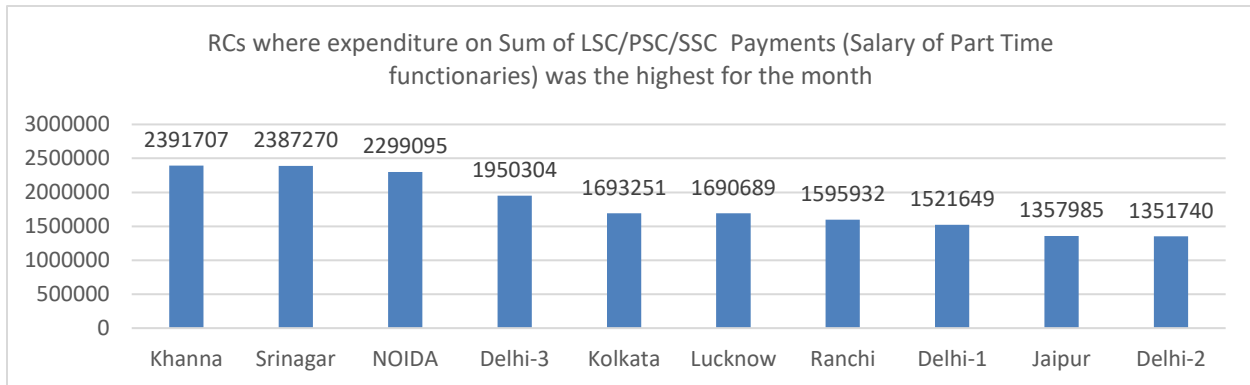


Figure 30

Regional Centre wise payments made for counselling and evaluation of assignments are given in Table 52. The regional centres spent Rs. 44157288/- on payment of academic counsellors and for assignments evaluation, which accounted for 17.59% of the total expenditures of Rs. 251009327/-. Figure 40 illustrates the top-ten regional centres who spent the highest amount for counselling and evaluation of assignments during May 2023. No expenditure was reported by the fifteen regional centres for this activity in May 2023.

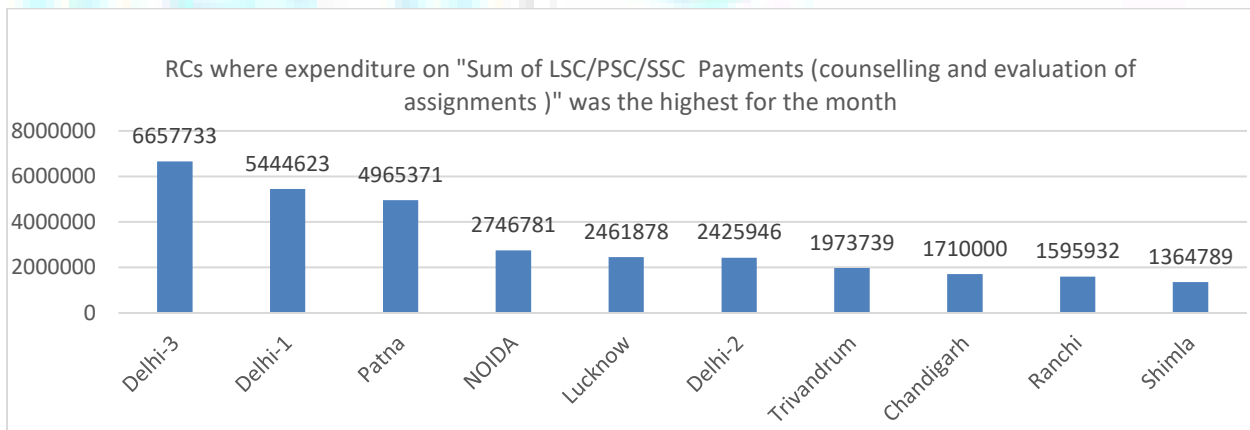


Figure 40

Regional Centre wise sum of the expenditure incurred for the study centres' functioning (including staff salaries and Counselling and evaluation) has been given in Table 53. The table indicates that Rs 79166464/- was spent across all the Regional Centres to meet the operational expenditures of the study centres, which accounted for 31.54% of the total expenditure of Rs. 251009327/-. Top-

ten regional centres that had the highest expense towards functioning of study centres have been given in figure 42.

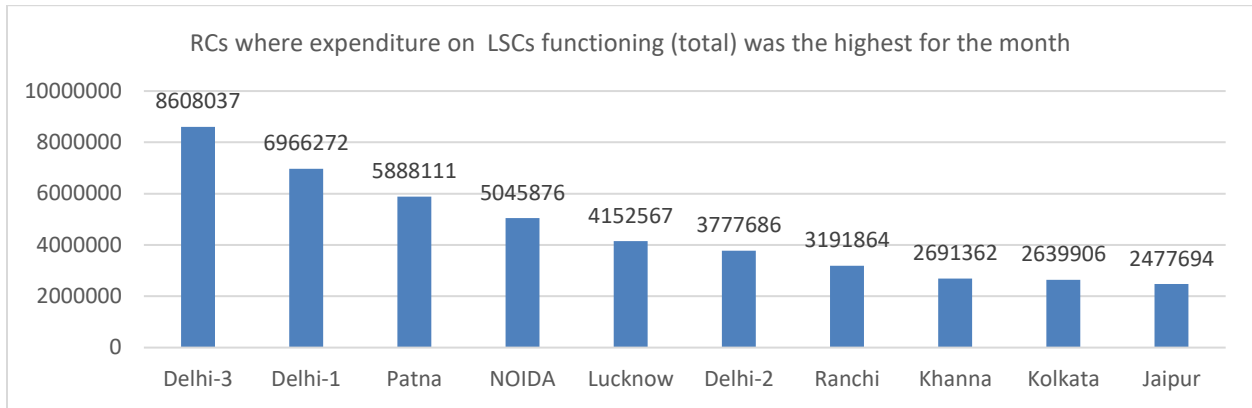


Figure 41

### Staff strength at the Regional Centers

In this section, the number of staff posted at the regional centers has been described. Category wise staff strength of all 57 Regional Centers has been given in table 53. A total of 1093 staff were posted across the regional centers comprising of 144 academic staff, 365 non-academic staff and the rest included daily wage staff and security staff. Top-ten regional centers with largest number of staff have been shown in figure 43. Regional centers functioning with minimum number of staff members are given in the figure 44.

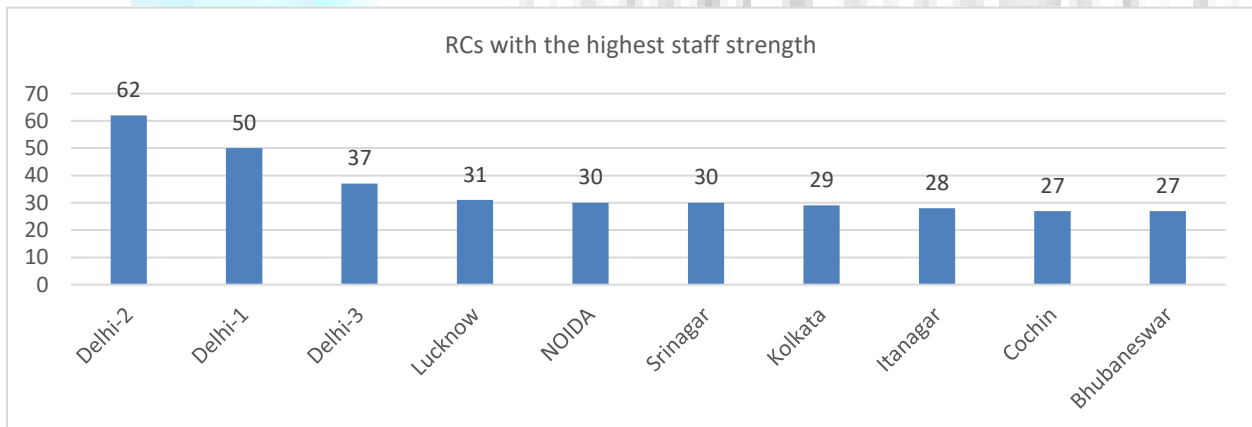


Figure 312

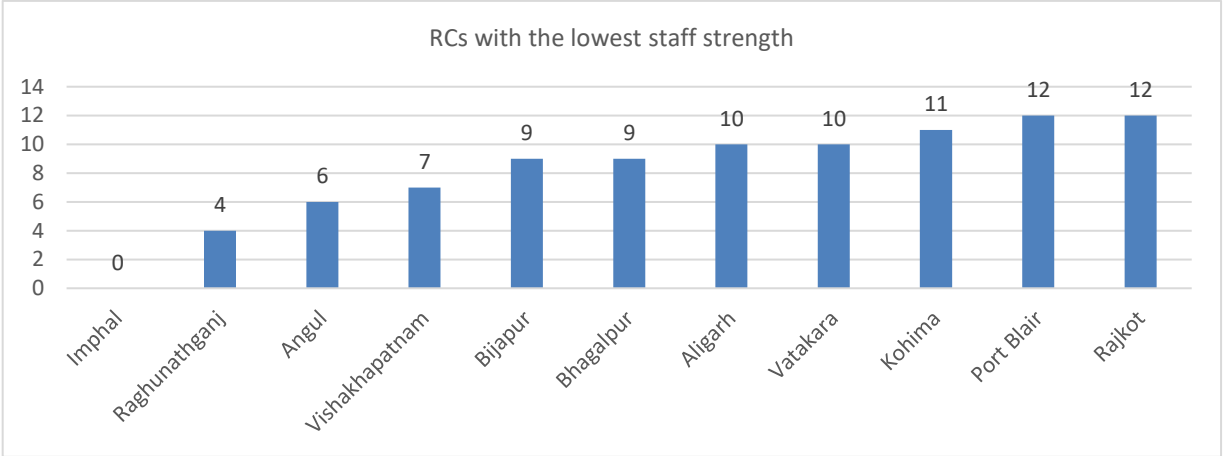


Figure 32

### Ratio – Expenditure, Enrolment and Staff

The ratio is defined as the relation between two numbers which shows how much bigger one quantity is than another. In this study the ratio between expenditure and staff, expenditure and enrollment, enrolment and staff has been calculated in order to measure the magnitude of regional centers' expenditure corresponding to staff posted as well as corresponding to the number of learners enrolled.

The higher the **Expenditure-to-Staff ratio**, the greater the expenditure per staff member at the Regional Centre, and *vice-versa*. The highest ratio was found in regional centre Jodhpur, while the lowest was found in regional centre Agartala (Table 55). Figure 45 shows the regional centers with the highest expenditure-to-staff ratio while figure 46 depicts the regional centers with the lowest expenditure-to-staff ratio.

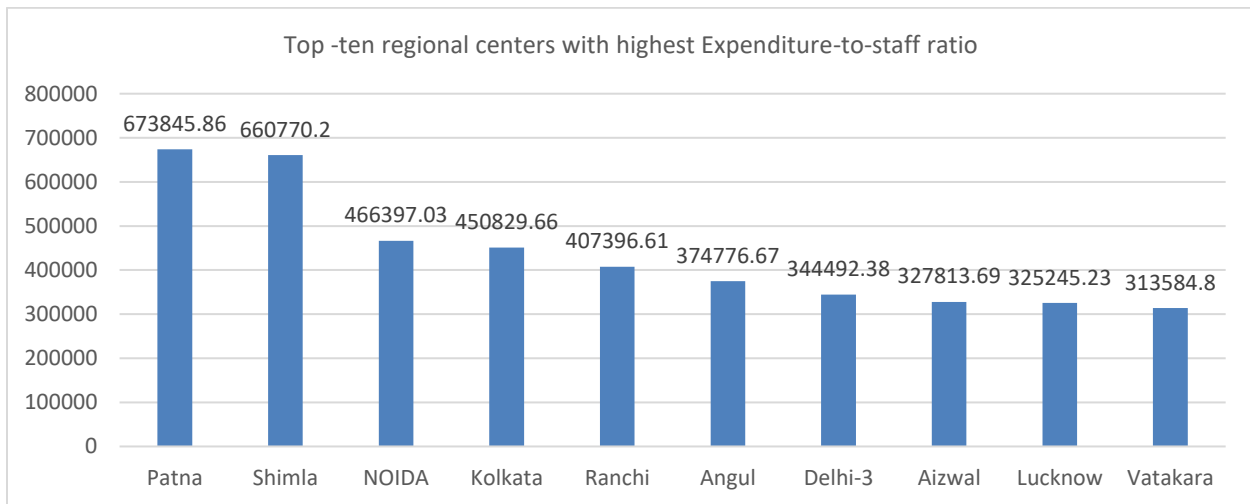


Figure 334

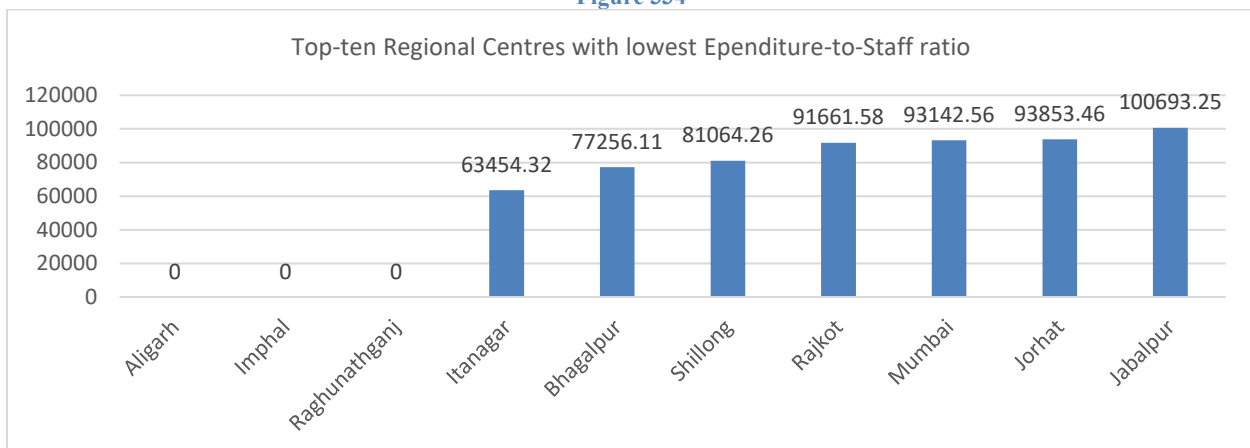


Figure 345

The higher the **Expenditure to enrolment ratio** as with other determined ratios, the more money that Regional center spends on each learner and vice-versa (Figure 46 and 47). Regional centre-wise expenditure to enrolment ratio has been given in the table 56.

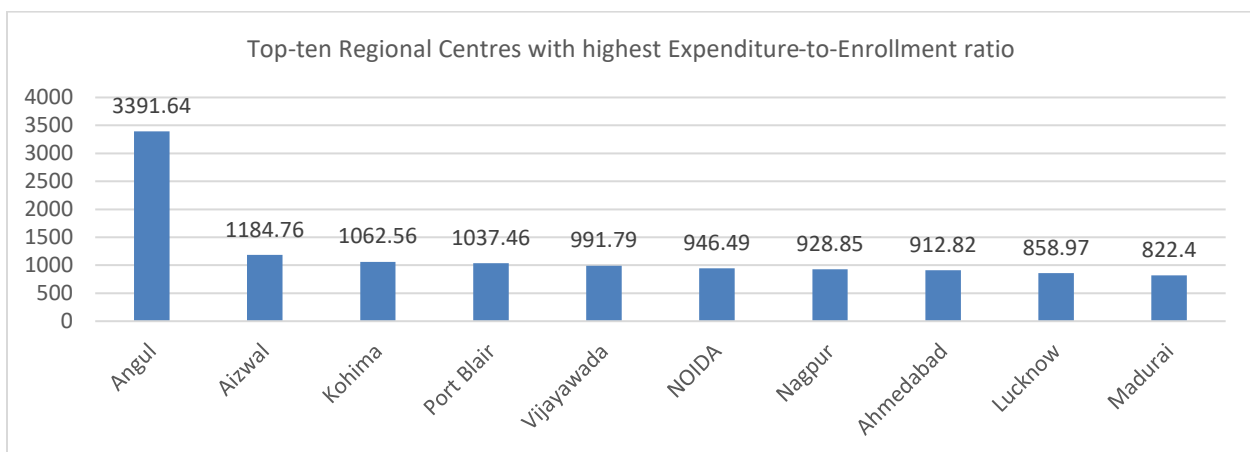


Figure 35



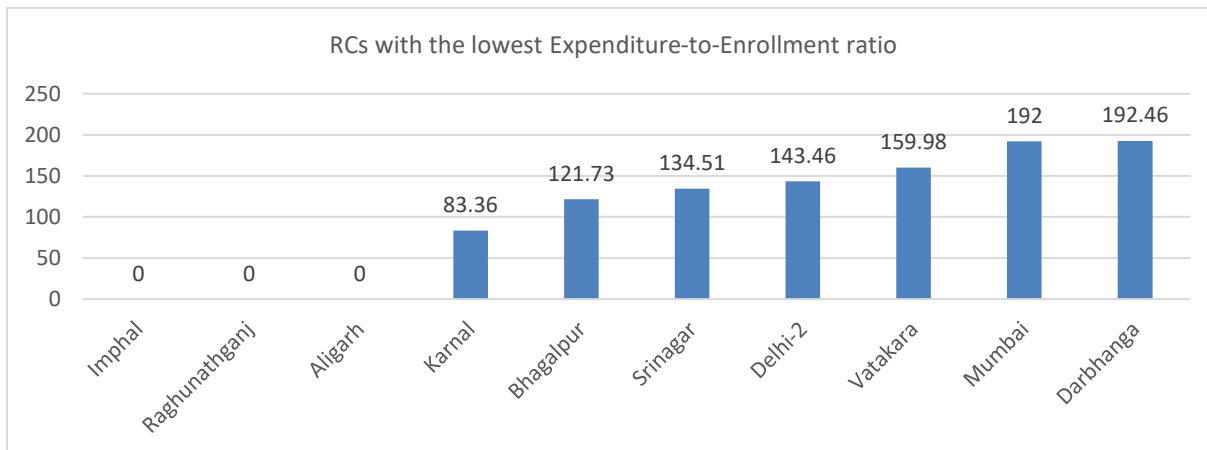


Figure 47

Similarly, Regional Centre wise **Enrolment to staff ratio** shows the workload in terms of the number of learners per staff member at each Regional Centre. The higher the expenditure-to-enrolment ratio, the more money that Regional Centre spends on each learner, and vice-versa (Figure 48 and 48). Regional centre Vatakara had the greatest ratio while regional centre Angul had the lowest (Table 57). Figure 48 shows the top ten regional centers with the highest enrolment-to-staff ratio while figure 49 depicts the top ten regional centers with the lowest enrolment-to-staff ratio.

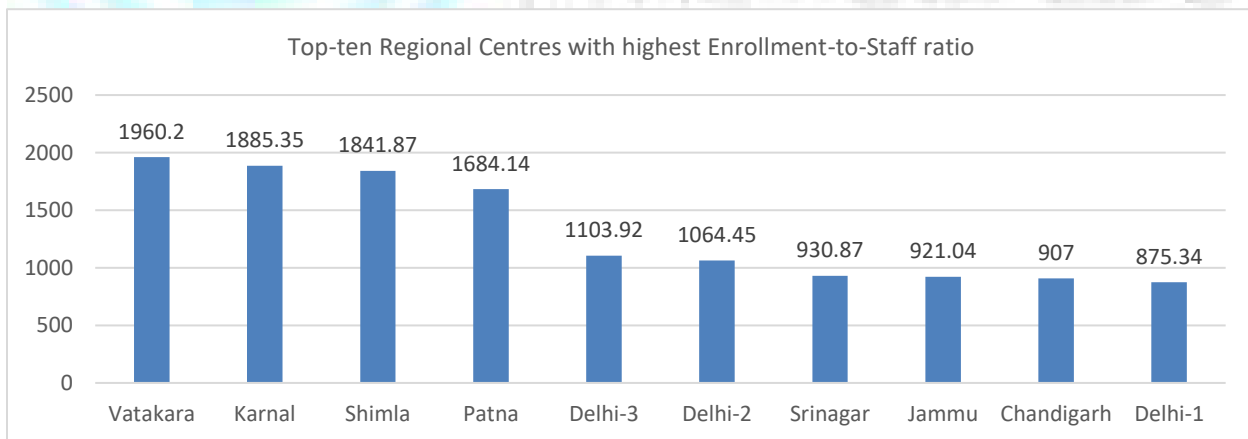


Figure 49

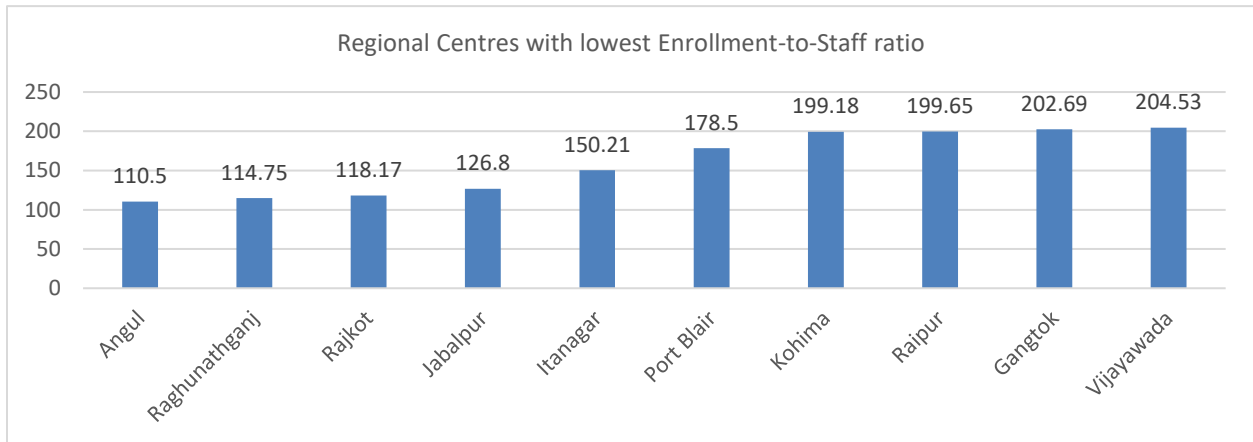


Figure 50

### Social Media Use

Details regarding to use of social media like facebook, twitter, youtube by the regional centers have been obtained. Analysis of data for the month of MAY in respect use of above three social media platform has been placed from table 58 to 64.

**Table 13** Summary of use of social media during the month

S. no.	Details of Social media platform	Numbers
1	Number of Posts on the RC Facebook Page for the month:	3491
2	Total Number of Likes on the RC Facebook Page:	145021
3	Total Number of followers of the RC Facebook Page:	255302
4	Number of posts on Twitter for the month:	8225
5	Total Number of followers of the RC Twitter handle:	43939
6	Number of posts on Youtube during the month:	305
7	Total Number of subscribers of the RC Youtube channel:	87402

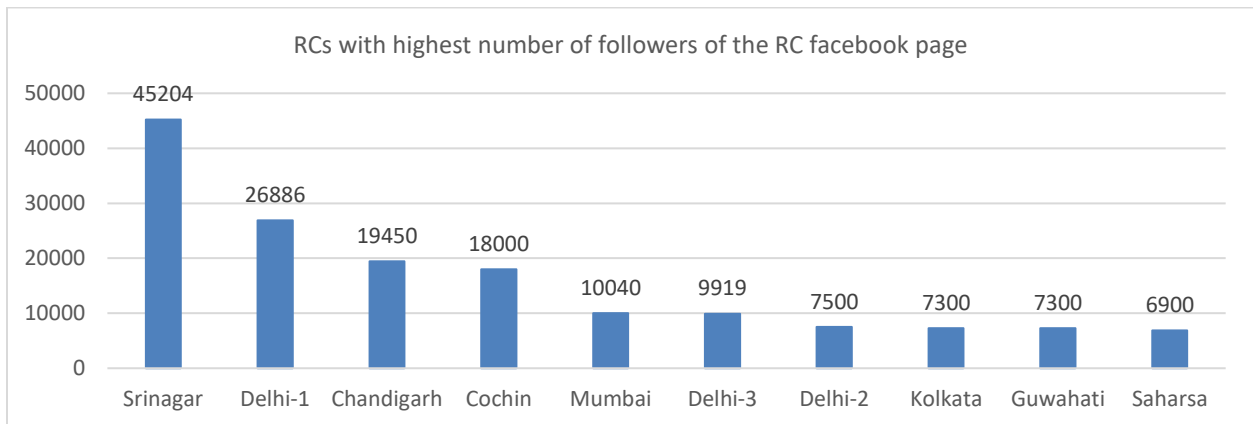


Figure 51

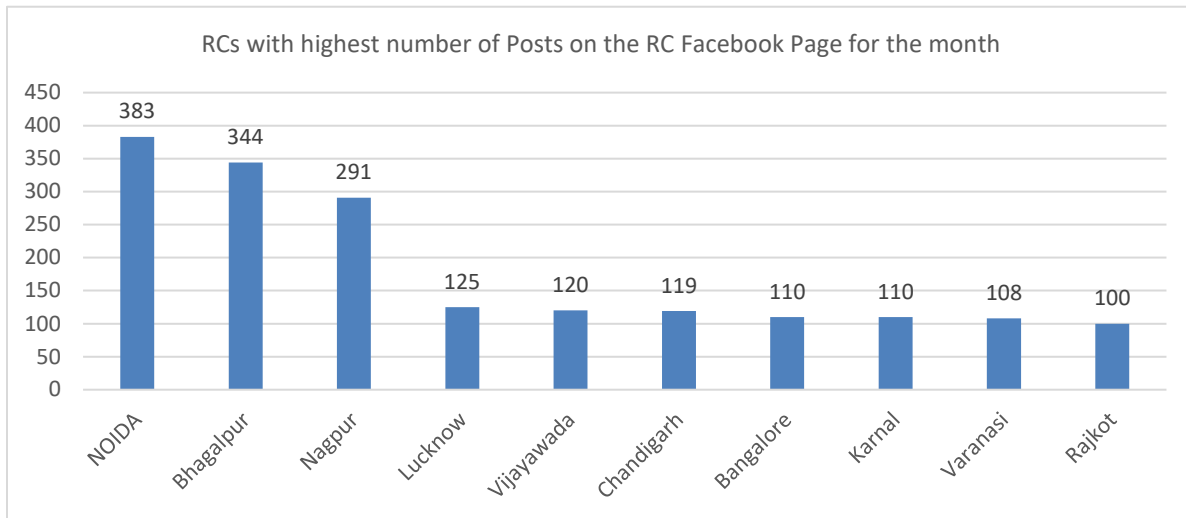


Figure 52

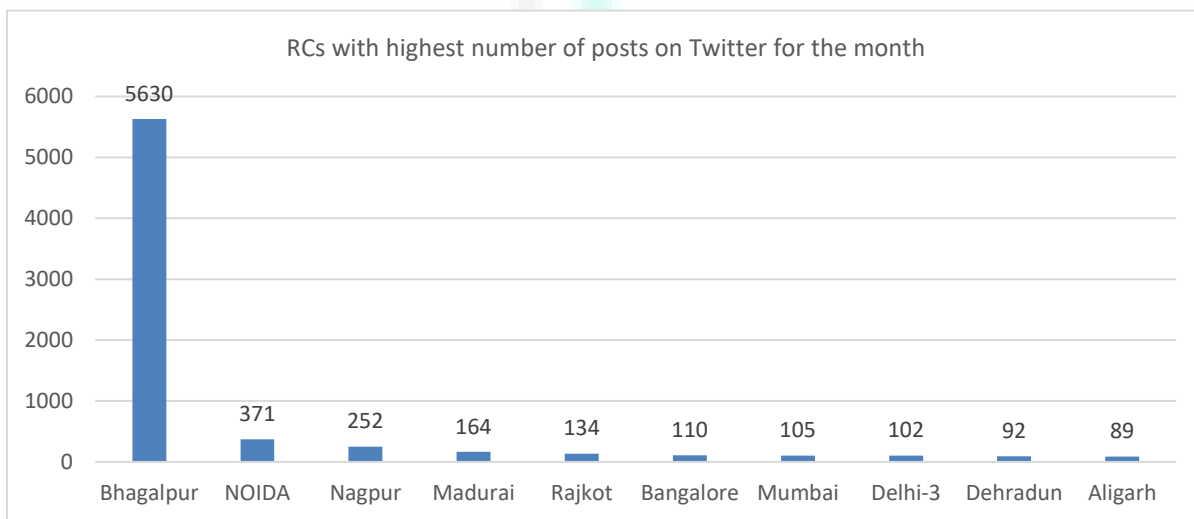


Figure 53

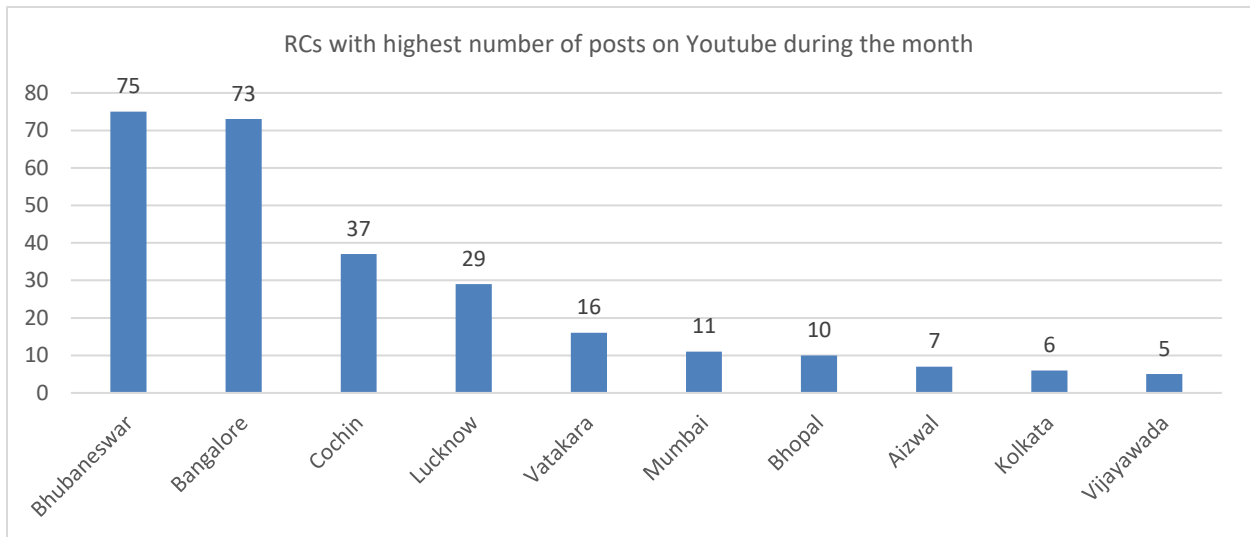


Figure 54

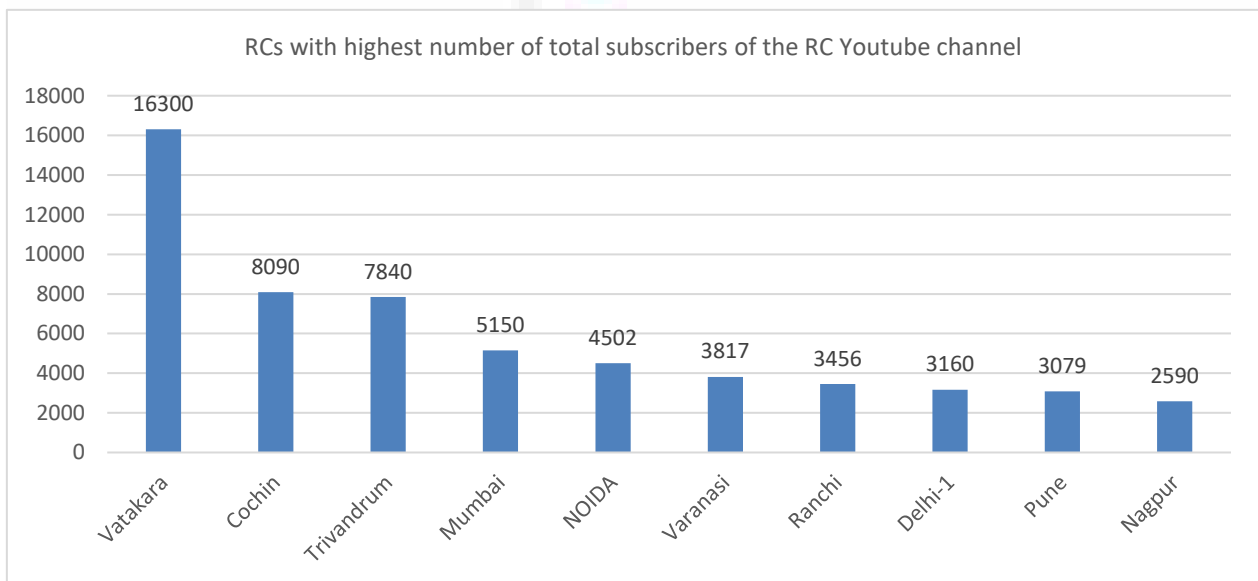


Figure 365

**PART I – Promotional, Extension and Outreach Activities**



**Table 14** Regional centre wise number of promotional and publicity initiatives in May 2023

S. No.	Regional Center	Number of general publicity initiative/activities to enhance outreach - Face to face	Number of general publicity initiative/activities to enhance outreach - ONLINE mode	Number of programme specific publicities - Face to face mode	Number of programme specific publicities - Online mode	Total promotional activity
1	Agartala	18	1.81	18	1.81	18
2	Ahmedabad	36	3.63	36	3.63	36
3	Aizwal	0	0	0	0	0
4	Aligarh	0	0	0	0	0
5	Angul	1	0.1	1	0.1	1
6	Bangalore	4	0.4	4	0.4	4
7	Bhagalpur	1	0.1	1	0.1	1
8	Bhopal	5	0.5	5	0.5	5
9	Bhubaneswar	45	4.53	45	4.53	45
10	Bijapur	12	1.21	12	1.21	12
11	Chandigarh	3	0.3	3	0.3	3
12	Chennai	29	2.92	29	2.92	29
13	Cochin	3	0.3	3	0.3	3
14	Darbhanga	1	0.1	1	0.1	1
15	Dehradun	60	6.04	60	6.04	60
16	Delhi-1	0	0	0	0	0
17	Delhi-2	0	0	0	0	0
18	Delhi-3	4	0.4	4	0.4	4
19	Deoghar	5	0.5	5	0.5	5
20	Gangtok	64	6.45	64	6.45	64
21	Guwahati	0	0	0	0	0
22	Hyderabad	4	0.4	4	0.4	4
23	Imphal	0	0	0	0	0
24	Itanagar	0	0	0	0	0
25	Jabalpur	2	0.2	2	0.2	2
26	Jaipur	14	1.41	14	1.41	14
27	Jammu	0	0	0	0	0
28	Jodhpur	13	1.31	13	1.31	13
29	Jorhat	22	2.22	22	2.22	22
30	Karnal	19	1.91	19	1.91	19
31	Khanna	61	6.14	61	6.14	61
32	Kohima	0	0	0	0	0
33	Kolkata	0	0	0	0	0
34	Koraput	2	0.2	2	0.2	2
35	Lucknow	14	1.41	14	1.41	14
36	Madurai	26	2.62	26	2.62	26
37	Mumbai	0	0	0	0	0
38	Nagpur	1	0.1	1	0.1	1
39	NOIDA	2	0.2	2	0.2	2
40	Panaji	0	0	0	0	0
41	Patna	1	0.1	1	0.1	1

42	Port Blair	7	0.7	7	0.7	7
43	Pune	0	0	0	0	0
44	Raghunathganj	0	0	0	0	0
45	Raipur	1	0.1	1	0.1	1
46	Rajkot	273	27.49	273	27.49	273
47	Ranchi	28	2.82	28	2.82	28
48	Saharsa	4	0.4	4	0.4	4
49	Shillong	7	0.7	7	0.7	7
50	Shimla	168	16.92	168	16.92	168
51	Siliguri	0	0	0	0	0
52	Srinagar	0	0	0	0	0
53	Trivandrum	0	0	0	0	0
54	Varanasi	4	0.4	4	0.4	4
55	Vatakara	9	0.91	9	0.91	9
56	Vijayawada	5	0.5	5	0.5	5
57	Vishakhapatnam	15	1.51	15	1.51	15
	TOTAL	993	100	993	100	993



**Table 15** Regional centre wise total number of promotion and publicity drives

S.No.	Regional Center	Total promotional activity	% of total
1	Agartala	18	1.81
2	Ahmedabad	36	3.63
3	Aizwal	0	0
4	Aligarh	0	0
5	Angul	1	0.1
6	Bangalore	4	0.4
7	Bhagalpur	1	0.1
8	Bhopal	5	0.5
9	Bhubaneswar	45	4.53
10	Bijapur	12	1.21
11	Chandigarh	3	0.3
12	Chennai	29	2.92
13	Cochin	3	0.3
14	Darbhanga	1	0.1
15	Dehradun	60	6.04
16	Delhi-1	0	0
17	Delhi-2	0	0
18	Delhi-3	4	0.4
19	Deoghar	5	0.5
20	Gangtok	64	6.45
21	Guwahati	0	0
22	Hyderabad	4	0.4
23	Imphal	0	0
24	Itanagar	0	0
25	Jabalpur	2	0.2
26	Jaipur	14	1.41
27	Jammu	0	0
28	Jodhpur	13	1.31
29	Jorhat	22	2.22
30	Karnal	19	1.91
31	Khanna	61	6.14
32	Kohima	0	0
33	Kolkata	0	0
34	Koraput	2	0.2
35	Lucknow	14	1.41
36	Madurai	26	2.62
37	Mumbai	0	0
38	Nagpur	1	0.1
39	NOIDA	2	0.2
40	Panaji	0	0
41	Patna	1	0.1
42	Port Blair	7	0.7



43	Pune	0	0
44	Raghunathganj	0	0
45	Raipur	1	0.1
46	Rajkot	273	27.49
47	Ranchi	28	2.82
48	Saharsa	4	0.4
49	Shillong	7	0.7
50	Shimla	168	16.92
51	Siliguri	0	0
52	Srinagar	0	0
53	Trivandrum	0	0
54	Varanasi	4	0.4
55	Vatakara	9	0.91
56	Vijayawada	5	0.5
57	Vishakhapatnam	15	1.51
	TOTAL	993	100



**Table 16** Regional centre wise efforts for reaching out to the disadvantage communities

S. No.	Regional Center	Efforts for reaching out to the persons who do not have access to higher education (Disadvantaged communities eg..PH, SC/ST, Women etc.) - Face to face mode	Efforts for reaching out to the persons who do not have access to higher education (Disadvantaged communities eg..PH, SC/ST, Women etc.) - ONLINE	Total no. of outreach initiatives
1	Agartala	0	0	0
2	Ahmedabad	1	0	1
3	Aizwal	0	0	0
4	Aligarh	0	0	0
5	Angul	0	0	0
6	Bangalore	5	0	5
7	Bhagalpur	0	0	0
8	Bhopal	0	0	0
9	Bhubaneswar	0	1	1
10	Bijapur	0	2	2
11	Chandigarh	1	0	1
12	Chennai	0	2	2
13	Cochin	0	0	0
14	Darbhanga	0	0	0
15	Dehradun	5	2	7
16	Delhi-1	0	0	0
17	Delhi-2	0	0	0
18	Delhi-3	1	1	2
19	Deoghar	0	0	0
20	Gangtok	0	0	0
21	Guwahati	0	0	0
22	Hyderabad	0	0	0
23	Imphal	0	0	0
24	Itanagar	0	0	0
25	Jabalpur	1	0	1
26	Jaipur	0	0	0
27	Jammu	0	0	0
28	Jodhpur	0	3	3
29	Jorhat	1	1	2
30	Karnal	2	2	4
31	Khanna	8	0	8
32	Kohima	0	0	0
33	Kolkata	0	0	0
34	Koraput	0	0	0
35	Lucknow	2	0	2
36	Madurai	0	0	0
37	Mumbai	0	0	0
38	Nagpur	3	0	3
39	NOIDA	1	1	2
40	Panaji	0	0	0
41	Patna	0	0	0
42	Port Blair	1	0	1

43	Pune	0	0	0
44	Raghunathganj	0	0	0
45	Raipur	1	1	2
46	Rajkot	0	0	0
47	Ranchi	0	0	0
48	Saharsa	0	0	0
49	Shillong	0	0	0
50	Shimla	0	2	2
51	Siliguri	0	0	0
52	Srinagar	0	0	0
53	Trivandrum	0	0	0
54	Varanasi	0	2	2
55	Vatakara	0	0	0
56	Vijayawada	0	0	0
57	Vishakhapatnam	0	1	1
	TOTAL	33	21	54



**Table 17** Regional centre wise total number of activities made for reaching out to the disadvantage communities in May 2023

S.No.	Regional Center	Total no. of outreach initiatives	% of total outreach programme
1	Agartala	0	0
2	Ahmedabad	1	1.85
3	Aizwal	0	0
4	Aligarh	0	0
5	Angul	0	0
6	Bangalore	5	9.26
7	Bhagalpur	0	0
8	Bhopal	0	0
9	Bhubaneswar	1	1.85
10	Bijapur	2	3.7
11	Chandigarh	1	1.85
12	Chennai	2	3.7
13	Cochin	0	0
14	Darbhanga	0	0
15	Dehradun	7	12.96
16	Delhi-1	0	0
17	Delhi-2	0	0
18	Delhi-3	2	3.7
19	Deoghar	0	0
20	Gangtok	0	0
21	Guwahati	0	0
22	Hyderabad	0	0
23	Imphal	0	0
24	Itanagar	0	0
25	Jabalpur	1	1.85
26	Jaipur	0	0
27	Jammu	0	0
28	Jodhpur	3	5.56
29	Jorhat	2	3.7
30	Karnal	4	7.41
31	Khanna	8	14.81
32	Kohima	0	0
33	Kolkata	0	0
34	Koraput	0	0
35	Lucknow	2	3.7
36	Madurai	0	0
37	Mumbai	0	0
38	Nagpur	3	5.56
39	NOIDA	2	3.7
40	Panaji	0	0
41	Patna	0	0


42	Port Blair	1	1.85
43	Pune	0	0
44	Raghunathganj	0	0
45	Raipur	2	3.7
46	Rajkot	0	0
47	Ranchi	0	0
48	Saharsa	0	0
49	Shillong	0	0
50	Shimla	2	3.7
51	Siliguri	0	0
52	Srinagar	0	0
53	Trivandrum	0	0
54	Varanasi	2	3.7
55	Vatakara	0	0
56	Vijayawada	0	0
57	Vishakhapatnam	1	1.85
	TOTAL	54	100



**Table 18** Regional centre wise collaborative and extension activities for sensitizing learners and other stakeholders to social and sustainable development issues leading to inclusive society in May 2023

S. No.	Regional Center	Extension activities for sensitizing learners and other stakeholders to social and sustainable development issues leading to inclusive society - Face to face mode	Extension activities for sensitizing learners and other stakeholders to social and sustainable development issues leading to inclusive society - Online mode	Collaborative extension and outreach Programs (If any)	Total Collaborative & extension activities
1	Agartala	0	0	0	0
2	Ahmedabad	0	1	0	1
3	Aizwal	0	0	0	0
4	Aligarh	0	0	0	0
5	Angul	0	0	0	0
6	Bangalore	0	0	0	0
7	Bhagalpur	0	0	0	0
8	Bhopal	0	0	2	2
9	Bhubaneswar	0	0	2	2
10	Bijapur	0	0	1	1
11	Chandigarh	1	0	0	1
12	Chennai	0	0	0	0
13	Cochin	0	0	0	0
14	Darbhanga	0	0	0	0
15	Dehradun	5	2	1	8
16	Delhi-1	0	0	0	0
17	Delhi-2	0	0	0	0
18	Delhi-3	1	1	0	2
19	Deoghar	0	0	0	0
20	Gangtok	0	0	0	0
21	Guwahati	0	0	1	1
22	Hyderabad	0	0	0	0
23	Imphal	0	0	0	0
24	Itanagar	0	0	0	0
25	Jabalpur	0	0	1	1
26	Jaipur	0	0	1	1
27	Jammu	0	0	0	0
28	Jodhpur	0	2	0	2
29	Jorhat	0	0	0	0
30	Karnal	3	2	0	5
31	Khanna	0	0	0	0
32	Kohima	0	0	0	0
33	Kolkata	0	0	0	0
34	Koraput	0	0	0	0
35	Lucknow	1	0	0	1
36	Madurai	0	0	0	0
37	Mumbai	0	0	0	0
38	Nagpur	1	0	1	2

39	NOIDA	0	0	0	0
40	Panaji	0	0	0	0
41	Patna	0	0	0	0
42	Port Blair	1	0	1	2
43	Pune	0	0	0	0
44	Raghunathganj	0	0	0	0
45	Raipur	2	3	1	6
46	Rajkot	0	0	0	0
47	Ranchi	0	0	1	1
48	Saharsa	0	0	0	0
49	Shillong	0	0	0	0
50	Shimla	0	2	0	2
51	Siliguri	0	0	0	0
52	Srinagar	0	0	0	0
53	Trivandrum	0	0	0	0
54	Varanasi	0	0	1	1
55	Vatakara	2	0	0	2
56	Vijayawada	0	0	0	0
57	Vishakhapatnam	0	0	0	0
	TOTAL	17	13	14	44



THE PEOPLES  
UNIVERSITY

**Table 19** Regional centre wise total Collaborative & extension activities in May 2023

S.No.	Regional Center	Total Collaborative & extension activities	% of total total Collaborative & extension activities
1	Agartala	0	0
2	Ahmedabad	1	2.27
3	Aizwal	0	0
4	Aligarh	0	0
5	Angul	0	0
6	Bangalore	0	0
7	Bhagalpur	0	0
8	Bhopal	2	4.55
9	Bhubaneswar	2	4.55
10	Bijapur	1	2.27
11	Chandigarh	1	2.27
12	Chennai	0	0
13	Cochin	0	0
14	Darbhanga	0	0
15	Dehradun	8	18.18
16	Delhi-1	0	0
17	Delhi-2	0	0
18	Delhi-3	2	4.55
19	Deoghar	0	0
20	Gangtok	0	0
21	Guwahati	1	2.27
22	Hyderabad	0	0
23	Imphal	0	0
24	Itanagar	0	0
25	Jabalpur	1	2.27
26	Jaipur	1	2.27
27	Jammu	0	0
28	Jodhpur	2	4.55
29	Jorhat	0	0
30	Karnal	5	11.36
31	Khanna	0	0
32	Kohima	0	0
33	Kolkata	0	0
34	Koraput	0	0
35	Lucknow	1	2.27
36	Madurai	0	0
37	Mumbai	0	0
38	Nagpur	2	4.55
39	NOIDA	0	0
40	Panaji	0	0
41	Patna	0	0
42	Port Blair	2	4.55
43	Pune	0	0
44	Raghunathganj	0	0
45	Raipur	6	13.64



46	Rajkot	0	0
47	Ranchi	1	2.27
48	Saharsa	0	0
49	Shillong	0	0
50	Shimla	2	4.55
51	Siliguri	0	0
52	Srinagar	0	0
53	Trivandrum	0	0
54	Varanasi	1	2.27
55	Vatakara	2	4.55
56	Vijayawada	0	0
57	Vishakhapatnam	0	0
	TOTAL	44	100



**Table 20** Regional centre wise number of press releases/ published by Regional Centers in May 2023

S.No.	Regional Centre	Number of press releases/ published	% of total press releases during the month
1	Agartala	7	1.81
2	Ahmedabad	2	0.52
3	Aizwal	0	0
4	Aligarh	2	0.52
5	Angul	0	0
6	Bangalore	16	4.13
7	Bhagalpur	2	0.52
8	Bhopal	2	0.52
9	Bhubaneswar	6	1.55
10	Bijapur	8	2.07
11	Chandigarh	3	0.78
12	Chennai	1	0.26
13	Cochin	5	1.29
14	Darbhanga	8	2.07
15	Dehradun	9	2.33
16	Delhi-1	0	0
17	Delhi-2	0	0
18	Delhi-3	0	0
19	Deoghar	3	0.78
20	Gangtok	0	0
21	Guwahati	1	0.26
22	Hyderabad	0	0
23	Imphal	0	0
24	Itanagar	0	0
25	Jabalpur	4	1.03
26	Jaipur	5	1.29
27	Jammu	2	0.52
28	Jodhpur	18	4.65
29	Jorhat	2	0.52
30	Karnal	61	15.76
31	Khanna	7	1.81
32	Kohima	1	0.26
33	Kolkata	0	0
34	Koraput	0	0
35	Lucknow	28	7.24
36	Madurai	3	0.78
37	Mumbai	0	0
38	Nagpur	16	4.13

39	NOIDA	15	3.88
40	Panaji	0	0
41	Patna	9	2.33
42	Port Blair	6	1.55
43	Pune	5	1.29
44	Raghunathganj	0	0
45	Raipur	1	0.26
46	Rajkot	0	0
47	Ranchi	60	15.5
48	Saharsa	16	4.13
49	Shillong	1	0.26
50	Shimla	3	0.78
51	Siliguri	0	0
52	Srinagar	2	0.52
53	Trivandrum	6	1.55
54	Varanasi	12	3.1
55	Vatakara	16	4.13
56	Vijayawada	12	3.1
57	Vishakhapatnam	1	0.26
58	TOTAL	387	100

THE PEOPLES  
UNIVERSITY

**PART II - Meetings, Trainings & Orientation Programme at  
Regional Centre**



**Table 21** Regional centre wise number of In-house meetings held in May 2023

S. No.	Regional Center	In-house meetings at RC	% of total in house meetings
1	Agartala	1	0.7
2	Ahmedabad	1	0.7
3	Aizwal	0	0
4	Aligarh	0	0
5	Angul	0	0
6	Bangalore	5	3.52
7	Bhagalpur	4	2.82
8	Bhopal	0	0
9	Bhubaneswar	5	3.52
10	Bijapur	2	1.41
11	Chandigarh	8	5.63
12	Chennai	2	1.41
13	Cochin	0	0
14	Darbhangha	2	1.41
15	Dehradun	1	0.7
16	Delhi-1	2	1.41
17	Delhi-2	6	4.23
18	Delhi-3	3	2.11
19	Deoghar	2	1.41
20	Gangtok	0	0
21	Guwahati	1	0.7
22	Hyderabad	3	2.11
23	Imphal	0	0
24	Itanagar	0	0
25	Jabalpur	3	2.11
26	Jaipur	1	0.7
27	Jammu	6	4.23
28	Jodhpur	0	0
29	Jorhat	2	1.41
30	Karnal	9	6.34
31	Khanna	0	0
32	Kohima	0	0
33	Kolkata	1	0.7
34	Koraput	2	1.41
35	Lucknow	0	0
36	Madurai	0	0
37	Mumbai	1	0.7
38	Nagpur	4	2.82
39	NOIDA	14	9.86
40	Panaji	1	0.7
41	Patna	4	2.82
42	Port Blair	1	0.7
43	Pune	0	0
44	Raghunathganj	0	0
45	Raipur	4	2.82
46	Rajkot	4	2.82

47	Ranchi	1	0.7
48	Saharsa	3	2.11
49	Shillong	2	1.41
50	Shimla	1	0.7
51	Siliguri	1	0.7
52	Srinagar	3	2.11
53	Trivandrum	0	0
54	Varanasi	4	2.82
55	Vatakara	18	12.68
56	Vijayawada	2	1.41
57	Vishakhapatnam	2	1.41
	TOTAL	142	100



**Table 22** Regional centre wise number of meeting with Hqrs and RSD - Participated/Interacted in May 2023

S. No.	Regional Center	No. of Meeting with Hqrs and RSD - Participated/Interacted	% of total
1	Agartala	1	0.4
2	Ahmedabad	0	0
3	Aizwal	1	0.4
4	Aligarh	0	0
5	Angul	0	0
6	Bangalore	5	2
7	Bhagalpur	12	4.8
8	Bhopal	4	1.6
9	Bhubaneswar	9	3.6
10	Bijapur	2	0.8
11	Chandigarh	2	0.8
12	Chennai	4	1.6
13	Cochin	5	2
14	Darbhanga	1	0.4
15	Dehradun	3	1.2
16	Delhi-1	10	4
17	Delhi-2	15	6
18	Delhi-3	9	3.6
19	Deoghar	3	1.2
20	Gangtok	0	0
21	Guwahati	5	2
22	Hyderabad	4	1.6
23	Imphal	0	0
24	Itanagar	2	0.8
25	Jabalpur	1	0.4
26	Jaipur	7	2.8
27	Jammu	2	0.8
28	Jodhpur	1	0.4
29	Jorhat	2	0.8
30	Karnal	5	2
31	Khanna	2	0.8
32	Kohima	4	1.6
33	Kolkata	1	0.4
34	Koraput	2	0.8
35	Lucknow	8	3.2
36	Madurai	5	2
37	Mumbai	10	4
38	Nagpur	6	2.4
39	NOIDA	8	3.2
40	Panaji	0	0

41	Patna	10	4
42	Port Blair	3	1.2
43	Pune	10	4
44	Raghunathganj	0	0
45	Raipur	4	1.6
46	Rajkot	8	3.2
47	Ranchi	2	0.8
48	Saharsa	6	2.4
49	Shillong	3	1.2
50	Shimla	5	2
51	Siliguri	4	1.6
52	Srinagar	5	2
53	Trivandrum	0	0
54	Varanasi	11	4.4
55	Vatakara	4	1.6
56	Vijayawada	11	4.4
57	Vishakhapatnam	3	1.2
	TOTAL	250	100





**Table 23** Regional centre wise number of capacity building and training programme organised in May 2023

S. no.	Regional Center	Number of Coordinators Meetings organized by RC	Number of orientation Programmer for academic counselors (ACs) organized by RC	Number of orientation Programme for study centers functionaries organized by RC	Training programme organized for handling of Learning Management System (LMS) for academic counselors, Students and RC functionaries	Total capacity building and training programme
1	Agartala	1	0	1	0	2
2	Ahmedabad	1	1	0	0	2
3	Aizwal	0	0	0	0	0
4	Aligarh	1	0	0	1	2
5	Angul	0	0	0	0	0
6	Bangalore	0	3	3	0	6
7	Bhagalpur	4	1	1	0	6
8	Bhopal	0	0	1	0	1
9	Bhubaneswar	2	0	0	0	2
10	Bijapur	1	1	0	1	3
11	Chandigarh	1	1	1	0	3
12	Chennai	2	0	0	0	2
13	Cochin	0	1	0	0	1
14	Darbhanga	2	1	1	0	4
15	Dehradun	1	0	0	1	2
16	Delhi-1	0	0	0	0	0
17	Delhi-2	0	0	3	2	5
18	Delhi-3	1	0	0	1	2
19	Deoghar	2	0	0	0	2
20	Gangtok	0	0	0	0	0
21	Guwahati	1	1	1	0	3
22	Hyderabad	2	1	0	0	3
23	Imphal	0	0	0	0	0
24	Itanagar	0	0	0	0	0
25	Jabalpur	9	0	1	0	10
26	Jaipur	2	0	0	1	3
27	Jammu	1	1	0	0	2
28	Jodhpur	1	0	2	0	3
29	Jorhat	1	0	0	0	1
30	Karnal	0	0	0	0	0
31	Khanna	0	0	0	0	0
32	Kohima	0	0	0	0	0
33	Kolkata	1	0	0	0	1
34	Koraput	3	1	0	0	4
35	Lucknow	1	0	1	1	3
36	Madurai	1	1	0	1	3
37	Mumbai	0	0	2	0	2

38	Nagpur	0	0	0	0	0
39	NOIDA	1	0	1	0	2
40	Panaji	0	0	0	0	0
41	Patna	1	1	1	0	3
42	Port Blair	1	0	0	0	1
43	Pune	1	0	0	0	1
44	Raghunathganj	0	0	0	0	0
45	Raipur	1	1	1	1	4
46	Rajkot	1	0	0	0	1
47	Ranchi	1	0	1	0	2
48	Saharsa	2	0	0	0	2
49	Shillong	2	0	0	0	2
50	Shimla	2	0	1	0	3
51	Siliguri	0	0	0	0	0
52	Srinagar	1	3	0	1	5
53	Trivandrum	0	0	0	0	0
54	Varanasi	0	0	1	0	1
55	Vatakara	1	0	0	1	2
56	Vijayawada	1	0	0	0	1
57	Vishakhapatnam	0	1	0	0	1
	TOTAL	58	20	24	12	114

**Table 24** Regional centre wise total number of capacity building and training programme organised in May 2023

S. no.	Regional Center	Total no. of capacity building and training programme	% of total no. of capacity building and training programme
1	Agartala	2	1.75
2	Ahmedabad	2	1.75
3	Aizwal	0	0
4	Aligarh	2	1.75
5	Angul	0	0
6	Bangalore	6	5.26
7	Bhagalpur	6	5.26
8	Bhopal	1	0.88
9	Bhubaneswar	2	1.75
10	Bijapur	3	2.63
11	Chandigarh	3	2.63
12	Chennai	2	1.75
13	Cochin	1	0.88
14	Darbhangha	4	3.51
15	Dehradun	2	1.75
16	Delhi-1	0	0
17	Delhi-2	5	4.39
18	Delhi-3	2	1.75
19	Deoghar	2	1.75
20	Gangtok	0	0
21	Guwahati	3	2.63
22	Hyderabad	3	2.63
23	Imphal	0	0
24	Itanagar	0	0
25	Jabalpur	10	8.77
26	Jaipur	3	2.63
27	Jammu	2	1.75
28	Jodhpur	3	2.63
29	Jorhat	1	0.88
30	Karnal	0	0
31	Khanna	0	0
32	Kohima	0	0
33	Kolkata	1	0.88
34	Koraput	4	3.51
35	Lucknow	3	2.63
36	Madurai	3	2.63
37	Mumbai	2	1.75
38	Nagpur	0	0
39	NOIDA	2	1.75

40	Panaji	0	0
41	Patna	3	2.63
42	Port Blair	1	0.88
43	Pune	1	0.88
44	Raghunathganj	0	0
45	Raipur	4	3.51
46	Rajkot	1	0.88
47	Ranchi	2	1.75
48	Saharsa	2	1.75
49	Shillong	2	1.75
50	Shimla	3	2.63
51	Siliguri	0	0
52	Srinagar	5	4.39
53	Trivandrum	0	0
54	Varanasi	1	0.88
55	Vatakara	2	1.75
56	Vijayawada	1	0.88
57	Vishakhapatnam	1	0.88
58	TOTAL	114	100



**PART III – Strengthening of LSCs & ECs**

**Table 25** Regional centre wise expansion/strengthen of study centers in May 2023

S. No.	Regional Center	Number of New Study Centers notified/opened	Number of New Programmes activated at existing LSCs	Number of new academic counselors empaneled in the reporting month	Total
1	Agartala	0	0	5	5
2	Ahmedabad	0	0	0	0
3	Aizwal	0	0	0	0
4	Aligarh	0	0	2	2
5	Angul	0	0	5	5
6	Bangalore	2	0	16	18
7	Bhagalpur	0	0	8	8
8	Bhopal	0	0	0	0
9	Bhubaneswar	0	0	16	16
10	Bijapur	0	0	2	2
11	Chandigarh	1	0	3	4
12	Chennai	0	0	6	6
13	Cochin	0	1	20	21
14	Darbhanga	0	0	10	10
15	Dehradun	0	0	12	12
16	Delhi-1	1	0	66	67
17	Delhi-2	0	1	31	32
18	Delhi-3	0	0	26	26
19	Deoghar	0	4	5	9
20	Gangtok	0	1	1	2
21	Guwahati	0	0	7	7
22	Hyderabad	0	0	35	35
23	Imphal	0	0	0	0
24	Itanagar	0	0	0	0
25	Jabalpur	0	0	42	42
26	Jaipur	0	2	30	32
27	Jammu	1	1	3	5
28	Jodhpur	0	6	14	20
29	Jorhat	1	0	1	2
30	Karnal	0	2	15	17
31	Khanna	0	4	12	16
32	Kohima	0	0	0	0
33	Kolkata	0	0	35	35
34	Koraput	0	0	2	2
35	Lucknow	0	0	20	20
36	Madurai	0	0	2	2
37	Mumbai	0	0	16	16
38	Nagpur	0	0	0	0
39	NOIDA	1	0	5	6
40	Panaji	0	1	1	2
41	Patna	0	0	57	57
42	Port Blair	1	1	0	2
43	Pune	0	3	15	18
44	Raghunathganj	0	0	0	0

45	Raipur	0	0	15	15
46	Rajkot	0	0	10	10
47	Ranchi	0	5	10	15
48	Saharsa	0	0	0	0
49	Shillong	0	1	6	7
50	Shimla	0	0	14	14
51	Siliguri	0	0	1	1
52	Srinagar	0	0	27	27
53	Trivandrum	0	0	0	0
54	Varanasi	0	7	16	23
55	Vatakara	0	3	0	3
56	Vijayawada	0	0	3	3
57	Vishakhapatnam	0	0	20	20
	TOTAL	8	43	668	719



**Table 26** Regional centers wise number of exam centers established for online examinations, ODL and entrance exams in May 2023.

S. No	Name of Regional Center	Number of exam centers established for online examinations and ODL exams in the region	Number of Exam centers for Entrance test established in the region	Total No. of Exam centre	% of total
1	Agartala	0	0	0	0
2	Ahmedabad	12	0	12	3.47
3	Aizwal	0	0	0	0
4	Aligarh	0	0	0	0
5	Angul	0	0	0	0
6	Bangalore	0	0	0	0
7	Bhagalpur	0	0	0	0
8	Bhopal	20	0	20	5.78
9	Bhubaneswar	22	0	22	6.36
10	Bijapur	0	0	0	0
11	Chandigarh	0	0	0	0
12	Chennai	0	0	0	0
13	Cochin	0	0	0	0
14	Darbhanga	0	0	0	0
15	Dehradun	16	0	16	4.62
16	Delhi-1	18	0	18	5.2
17	Delhi-2	0	0	0	0
18	Delhi-3	29	0	29	8.38
19	Deoghar	10	0	10	2.89
20	Gangtok	0	0	0	0
21	Guwahati	0	0	0	0
22	Hyderabad	5	0	5	1.45
23	Imphal	0	0	0	0
24	Itanagar	0	0	0	0
25	Jabalpur	0	0	0	0
26	Jaipur	24	0	24	6.94
27	Jammu	0	0	0	0
28	Jodhpur	0	0	0	0
29	Jorhat	0	0	0	0
30	Karnal	0	0	0	0
31	Khanna	11	0	11	3.18
32	Kohima	1	0	1	0.29
33	Kolkata	0	0	0	0
34	Koraput	0	0	0	0
35	Lucknow	0	0	0	0
36	Madurai	10	0	10	2.89
37	Mumbai	0	0	0	0
38	Nagpur	10	0	10	2.89
39	NOIDA	34	0	34	9.83
40	Panaji	0	0	0	0
41	Patna	0	0	0	0
42	Port Blair	9	0	9	2.6



43	Pune	16	0	16	4.62
44	Raghunathganj	1	0	1	0.29
45	Raipur	13	0	13	3.76
46	Rajkot	0	0	0	0
47	Ranchi	21	0	21	6.07
48	Saharsa	0	0	0	0
49	Shillong	14	0	14	4.05
50	Shimla	28	0	28	8.09
51	Siliguri	0	0	0	0
52	Srinagar	0	0	0	0
53	Trivandrum	0	0	0	0
54	Varanasi	0	0	0	0
55	Vatakara	15	0	15	4.34
56	Vijayawada	0	0	0	0
57	Vishakhapatnam	7	0	7	2.02
58	Total	346	0	346	100



The image shows a large, faded watermark of the Ignou logo and text. The logo on the left consists of a stylized 'G' inside a circle. To its right, the text 'IGNOU' is written in large, bold, blue letters, and below it, 'THE PEOPLES UNIVERSITY' is written in smaller, grey letters.

**PART IV – Activities at RCs & LSCs**

**Table 27** Regional centre wise number of inductions meetings (IM) organized for the students of ONLINE and ODL Programme (Face to face & online both) in May 2023.

S. No.	Name of Regional Center	Number of inductions meetings organized for the students of ONLINE Programme.	Number of inductions meetings organized for students of ODL Prog (Online mode)	Number of inductions meetings organized for ODL Prog - (Face to face mode)	Total	% of total
1	Agartala	0	0	3	3	1.02
2	Ahmedabad	1	0	1	2	0.68
3	Aizwal	0	0	0	0	0
4	Aligarh	0	0	0	0	0
5	Angul	0	0	0	0	0
6	Bangalore	8	8	8	24	8.16
7	Bhagalpur	0	2	0	2	0.68
8	Bhopal	0	3	0	3	1.02
9	Bhubaneswar	0	0	1	1	0.34
10	Bijapur	1	1	0	2	0.68
11	Chandigarh	1	1	1	3	1.02
12	Chennai	9	9	0	18	6.12
13	Cochin	0	1	0	1	0.34
14	Darbhanga	0	1	10	11	3.74
15	Dehradun	5	1	5	11	3.74
16	Delhi-1	0	1	0	1	0.34
17	Delhi-2	1	3	4	8	2.72
18	Delhi-3	0	1	0	1	0.34
19	Deoghar	1	7	0	8	2.72
20	Gangtok	0	1	1	2	0.68
21	Guwahati	1	1	1	3	1.02
22	Hyderabad	4	4	0	8	2.72
23	Imphal	0	0	0	0	0
24	Itanagar	0	0	0	0	0
25	Jabalpur	0	0	0	0	0
26	Jaipur	0	5	1	6	2.04
27	Jammu	1	14	0	15	5.1
28	Jodhpur	0	0	1	1	0.34
29	Jorhat	0	0	8	8	2.72
30	Karnal	0	2	3	5	1.7
31	Khanna	3	3	0	6	2.04
32	Kohima	1	1	2	4	1.36
33	Kolkata	0	0	0	0	0
34	Koraput	0	1	1	2	0.68
35	Lucknow	1	3	5	9	3.06
36	Madurai	0	0	0	0	0
37	Mumbai	9	9	1	19	6.46
38	Nagpur	3	0	3	6	2.04
39	NOIDA	1	1	0	2	0.68
40	Panaji	0	0	0	0	0

41	Patna	1	18	0	19	6.46
42	Port Blair	0	0	0	0	0
43	Pune	0	0	0	0	0
44	Raghunathganj	0	0	0	0	0
45	Raipur	3	4	0	7	2.38
46	Rajkot	2	2	0	4	1.36
47	Ranchi	0	0	15	15	5.1
48	Saharsa	0	0	0	0	0
49	Shillong	0	2	3	5	1.7
50	Shimla	0	10	0	10	3.4
51	Siliguri	0	8	0	8	2.72
52	Srinagar	0	0	0	0	0
53	Trivandrum	0	0	0	0	0
54	Varanasi	0	1	1	2	0.68
55	Vatakara	0	2	14	16	5.44
56	Vijayawada	0	0	9	9	3.06
57	Vishakhapatnam	0	4	0	4	1.36
	TOTAL	57	135	102	294	100



**Table 28** Regional centre wise number of academic counseling sessions for theory courses organized by study centers for ODL Prog (Online & F2f mode), Practical courses for ODL Prog and academic counselling for Online programme in MAY 2023

S. No.	Name of Regional Center	Number of academic counseling sessions for theory courses organized by study centers for ODL Prog - (ONLINE modes)	Number of academic counseling sessions for theory courses organized by study centers for ODL Prog - (face to face mode)	Number of academic counseling sessions for practical courses organized by study centers for ODL Prog	Number of counseling sessions organized for ONLINE Programme	Total counselling organised	% of total
1	Agartala	0	0	27	0	27	0.15
2	Ahmedabad	0	2	4	0	6	0.03
3	Aizwal	0	0	0	0	0	0
4	Aligarh	0	0	0	0	0	0
5	Angul	30	0	0	0	30	0.16
6	Bangalore	226	0	12	0	238	1.3
7	Bhagalpur	0	0	0	0	0	0
8	Bhopal	0	18	18	5	41	0.22
9	Bhubaneswar	218	0	0	11	229	1.25
10	Bijapur	65	0	122	26	213	1.16
11	Chandigarh	16	3	3	0	22	0.12
12	Chennai	21	0	7	0	28	0.15
13	Cochin	222	14	0	0	236	1.29
14	Darbhanga	0	0	0	0	0	0
15	Dehradun	18	160	56	0	234	1.28
16	Delhi-1	2204	0	0	0	2204	12.02
17	Delhi-2	2670	2052	2681	272	7675	41.84
18	Delhi-3	279	0	402	84	765	4.17
19	Deoghar	126	40	83	39	288	1.57
20	Gangtok	0	0	0	0	0	0
21	Guwahati	0	46	0	0	46	0.25
22	Hyderabad	1	285	270	1	557	3.04
23	Imphal	0	0	0	0	0	0
24	Itanagar	0	0	0	0	0	0
25	Jabalpur	8	0	0	0	8	0.04
26	Jaipur	0	100	19	0	119	0.65
27	Jammu	22	0	0	0	22	0.12
28	Jodhpur	7	0	0	4	11	0.06
29	Jorhat	0	0	0	0	0	0
30	Karnal	227	0	0	0	227	1.24
31	Khanna	0	23	23	0	46	0.25
32	Kohima	2	31	0	0	33	0.18
33	Kolkata	97	0	0	0	97	0.53
34	Koraput	1	0	0	0	1	0.01
35	Lucknow	37	49	10	38	134	0.73
36	Madurai	2	0	218	0	220	1.2


37	Mumbai	27	0	8	0	35	0.19
38	Nagpur	38	70	222	0	330	1.8
39	NOIDA	206	38	135	535	914	4.98
40	Panaji	0	1	1	0	2	0.01
41	Patna	3	0	188	0	191	1.04
42	Port Blair	0	2	0	0	2	0.01
43	Pune	3	2	2	0	7	0.04
44	Raghunathganj	0	0	0	0	0	0
45	Raipur	22	0	16	22	60	0.33
46	Rajkot	0	0	2	0	2	0.01
47	Ranchi	80	171	45	75	371	2.02
48	Saharsa	0	0	0	0	0	0
49	Shillong	0	20	5	0	25	0.14
50	Shimla	22	411	324	0	757	4.13
51	Siliguri	123	32	28	90	273	1.49
52	Srinagar	0	1000	0	0	1000	5.45
53	Trivandrum	50	0	0	0	50	0.27
54	Varanasi	41	38	96	0	175	0.95
55	Vatakara	30	25	224	0	0	0
56	Vijayawada	0	4	4	8	16	0.09
57	Vishakhapatnam	36	48	12	0	96	0.52
	TOTAL	7180	4685	5267	1210	18342	100



**Table 29** Regional centre wise number of Programme for which Project viva – voce held at Regional Center (Face to face mode & Online mode) for ODL programme in May 2023

S. No.	Name of Regional Center	Number of Programme for which Project viva – voce held at Regional Center (Face to face mode & Online mode) - ODL Prog. (No.)	Number of Programme for which Project viva – voce held for ONLINE Prog. (No.)	Total of project viva	% of total
1	Agartala	1	0	1	5
2	Ahmedabad	0	0	0	0
3	Aizwal	0	0	0	0
4	Aligarh	0	0	0	0
5	Angul	0	0	0	0
6	Bangalore	1	0	1	5
7	Bhagalpur	0	0	0	0
8	Bhopal	0	0	0	0
9	Bhubaneswar	0	0	0	0
10	Bijapur	0	0	0	0
11	Chandigarh	0	0	0	0
12	Chennai	0	0	0	0
13	Cochin	0	0	0	0
14	Darbhanga	2	0	2	10
15	Dehradun	2	0	2	10
16	Delhi-1	1	1	2	10
17	Delhi-2	0	0	0	0
18	Delhi-3	0	0	0	0
19	Deoghar	0	0	0	0
20	Gangtok	0	0	0	0
21	Guwahati	0	0	0	0
22	Hyderabad	0	0	0	0
23	Imphal	0	0	0	0
24	Itanagar	0	0	0	0
25	Jabalpur	2	0	2	10
26	Jaipur	0	0	0	0
27	Jammu	1	0	1	5
28	Jodhpur	0	0	0	0
29	Jorhat	0	0	0	0
30	Karnal	0	0	0	0
31	Khanna	0	0	0	0
32	Kohima	0	0	0	0
33	Kolkata	0	0	0	0
34	Koraput	0	0	0	0
35	Lucknow	3	0	3	15
36	Madurai	0	0	0	0
37	Mumbai	0	0	0	0
38	Nagpur	1	0	1	5
39	NOIDA	0	0	0	0
40	Panaji	0	0	0	0
41	Patna	0	0	0	0
42	Port Blair	0	0	0	0

43	Pune	0	0	0	0
44	Raghunathganj	0	0	0	0
45	Raipur	4	0	4	20
46	Rajkot	0	0	0	0
47	Ranchi	0	0	0	0
48	Saharsa	0	0	0	0
49	Shillong	0	0	0	0
50	Shimla	1	0	1	5
51	Siliguri	0	0	0	0
52	Srinagar	0	0	0	0
53	Trivandrum	0	0	0	0
54	Varanasi	0	0	0	0
55	Vatakara	0	0	0	0
56	Vijayawada	0	0	0	0
57	Vishakhapatnam	0	0	0	0
58	Total	19	1	20	100



ignou  
THE PEOPLES  
UNIVERSITY



**Table 30** Regional centre wise number of assignments received by RCs/LSCs in offline mode and online mode for ODL programme in May 2023.

S. No.	Name of Regional Center	Number of Assignments received by RCs/LSCs in Offline mode (Please give total figure of the region)	Number of Assignments received by RCs/LSCs in Online mode (Please give total figure of the region)	Total assignments received	% of total
1.	Agartala	17067	0	17067	0.9
2.	Ahmedabad	2866	0	2866	0.15
3.	Aizwal	0	0	0	0
4.	Aligarh	5900	0	5900	0.31
5.	Angul	2425	0	2425	0.13
6.	Bangalore	4500	0	4500	0.24
7.	Bhagalpur	240	0	240	0.01
8.	Bhopal	9840	0	9840	0.52
9.	Bhubaneswar	4500	0	4500	0.24
10.	Bijapur	3020	0	3020	0.16
11.	Chandigarh	10100	0	10100	0.54
12.	Chennai	1408	48	1456	0.08
13.	Cochin	39563	0	39563	2.1
14.	Darbhanga	7690	0	7690	0.41
15.	Dehradun	43000	0	43000	2.28
16.	Delhi-1	92364	20706	113070	5.99
17.	Delhi-2	656	1080	1736	0.09
18.	Delhi-3	45519	203987	249506	13.22
19.	Deoghar	4555	0	4555	0.24
20.	Gangtok	13000	0	13000	0.69
21.	Guwahati	20705	0	20705	1.1
22.	Hyderabad	13168	0	13168	0.7
23.	Imphal	0	0	0	0
24.	Itanagar	372	0	372	0.02
25.	Jabalpur	0	0	0	0
26.	Jaipur	6869	0	6869	0.36
27.	Jammu	120000	12	120012	6.36
28.	Jodhpur	1928	0	1928	0.1
29.	Jorhat	966	0	966	0.05
30.	Karnal	327970	0	327970	17.38
31.	Khanna	42446	0	42446	2.25
32.	Kohima	10919	0	10919	0.58
33.	Kolkata	105223	0	105223	5.58
34.	Koraput	2300	0	2300	0.12
35.	Lucknow	3009	2476	5485	0.29
36.	Madurai	7542	84	7626	0.4
37.	Mumbai	8000	0	8000	0.42
38.	Nagpur	9709	0	9709	0.51
39.	NOIDA	3250	0	3250	0.17
40.	Panaji	10230	0	10230	0.54

41.	Patna	87030	31631	118661	6.29
42.	Port Blair	1727	0	1727	0.09
43.	Pune	16582	0	16582	0.88
44.	Raghunathganj	2472	0	2472	0.13
45.	Raipur	4500	0	4500	0.24
46.	Rajkot	4237	0	4237	0.22
47.	Ranchi	42668	453	43121	2.29
48.	Saharsa	73853	0	73853	3.91
49.	Shillong	1455	0	1455	0.08
50.	Shimla	152814	28207	181021	9.59
51.	Siliguri	1675	0	1675	0.09
52.	Srinagar	10000	0	10000	0.53
53.	Trivandrum	70000	1200	71200	3.77
54.	Varanasi	33596	0	33596	1.78
55.	Vatakara	73500	2400	75900	4.02
56.	Vijayawada	8651	22	8673	0.46
57.	Vishakhapatnam	7050	52	7102	0.38
	TOTAL	1594629	292358	1886987	100



**Table 31** Regional centre wise number of assignments (ODL Programme) awards transmitted to Hqrs in MAY 2023

S.No.	Regional Center	No. of Assignments awards transmitted to Hqrs during reporting month	% of total
1	Agartala	545	0.23
2	Ahmedabad	2564	1.07
3	Aizwal	0	0
4	Aligarh	460	0.19
5	Angul	2425	1.01
6	Bangalore	1109	0.46
7	Bhagalpur	223	0.09
8	Bhopal	9840	4.1
9	Bhubaneswar	3255	1.36
10	Bijapur	57	0.02
11	Chandigarh	8432	3.51
12	Chennai	1887	0.79
13	Cochin	39548	16.48
14	Darbhanga	3064	1.28
15	Dehradun	500	0.21
16	Delhi-1	16884	7.04
17	Delhi-2	53196	22.17
18	Delhi-3	16711	6.96
19	Deoghar	1874	0.78
20	Gangtok	30	0.01
21	Guwahati	1149	0.48
22	Hyderabad	4924	2.05
23	Imphal	0	0
24	Itanagar	372	0.16
25	Jabalpur	664	0.28
26	Jaipur	1550	0.65
27	Jammu	1844	0.77
28	Jodhpur	724	0.3
29	Jorhat	966	0.4
30	Karnal	368	0.15
31	Khanna	2369	0.99
32	Kohima	173	0.07
33	Kolkata	2051	0.85
34	Koraput	450	0.19
35	Lucknow	0	0
36	Madurai	0	0
37	Mumbai	0	0
38	Nagpur	966	0.4
39	NOIDA	2731	1.14
40	Panaji	647	0.27

41	Patna	1807	0.75
42	Port Blair	1727	0.72
43	Pune	1623	0.68
44	Raghunathganj	6	0
45	Raipur	186	0.08
46	Rajkot	211	0.09
47	Ranchi	5617	2.34
48	Saharsa	11812	4.92
49	Shillong	1455	0.61
50	Shimla	14885	6.2
51	Siliguri	1667	0.69
52	Srinagar	8181	3.41
53	Trivandrum	3500	1.46
54	Varanasi	276	0.12
55	Vatakara	423	0.18
56	Vijayawada	1996	0.83
57	Vishakhapatna m	62	0.03
	TOTAL	239986	100

**Table 32** Regional centre wise number of assignments submitted and awards transmitted to Hqrs for Online programme in May 2023

S. No.	Name of Regional Center	Number of Assignments submitted by students of Online Programme	Number of Assignments awards transmitted to Hqrs during reporting month (Online Programme)
1	Agartala	0	0
2	Ahmedabad	0	0
3	Aizwal	0	0
4	Aligarh	0	0
5	Angul	0	0
6	Bangalore	674	0
7	Bhagalpur	0	0
8	Bhopal	187	0
9	Bhubaneswar	750	0
10	Bijapur	7	0
11	Chandigarh	0	0
12	Chennai	0	0
13	Cochin	0	0
14	Darbhangha	0	0
15	Dehradun	335	0
16	Delhi-1	586	80
17	Delhi-2	4295	485
18	Delhi-3	448	988
19	Deoghar	0	0
20	Gangtok	3	0
21	Guwahati	42	0
22	Hyderabad	0	0
23	Imphal	0	0
24	Itanagar	0	0
25	Jabalpur	0	0
26	Jaipur	1977	0
27	Jammu	12	0
28	Jodhpur	84	0
29	Jorhat	7	7
30	Karnal	0	0
31	Khanna	0	0
32	Kohima	0	0
33	Kolkata	0	0
34	Koraput	0	0
35	Lucknow	0	0
36	Madurai	56	0
37	Mumbai	0	0
38	Nagpur	0	0
39	NOIDA	2540	2256

40	Panaji	0	0
41	Patna	0	0
42	Port Blair	0	0
43	Pune	0	0
44	Raghunathganj	0	0
45	Raipur	4	0
46	Rajkot	0	0
47	Ranchi	51	0
48	Saharsa	0	0
49	Shillong	0	0
50	Shimla	0	0
51	Siliguri	16	16
52	Srinagar	63	0
53	Trivandrum	1200	0
54	Varanasi	178	0
55	Vatakara	64	0
56	Vijayawada	127	0
57	Vishakhapatnam	52	0
	TOTAL	13758	3832

## **PART V – Monitoring of Study Centres Activities**



**Table 33** Regional centre wise number of Induction Meeting (IM) attended by officials of RC in ONLINE and face to face mode in MAY 2023

S. No.	Regional Center	Number of Induction Meeting(s) attended by officials of RC (ONLINE mode)	Number of Induction Meeting(s) attended by officials of RC (Face to face mode)	Total	% of total
1	Agartala	0	1	1	0.4
2	Ahmedabad	0	0	0	0
3	Aizwal	0	0	0	0
4	Aligarh	0	0	0	0
5	Angul	0	0	0	0
6	Bangalore	17	0	17	6.75
7	Bhagalpur	2	0	2	0.79
8	Bhopal	0			
9	Bhubaneswar	0	1	1	0.4
10	Bijapur	2	0	2	0.79
11	Chandigarh	0	2	2	0.79
12	Chennai	9	0	9	3.57
13	Cochin	1	0	1	0.4
14	Darbhanga	1	10	11	4.37
15	Dehradun	1	4	5	1.98
16	Delhi-1	0	0	0	0
17	Delhi-2	5	0	5	1.98
18	Delhi-3	1	0	1	0.4
19	Deoghar	7	0	7	2.78
20	Gangtok	1	1	2	0.79
21	Guwahati	2	1	3	1.19
22	Hyderabad	8	0	8	3.17
23	Imphal	0	0	0	0
24	Itanagar	0	0	0	0
25	Jabalpur	1	0	1	0.4
26	Jaipur	6	1	7	2.78
27	Jammu	14	0	14	5.56
28	Jodhpur	0	1	1	0.4
29	Jorhat	0	1	1	0.4
30	Karnal	2	0	2	0.79
31	Khanna	3	0	3	1.19
32	Kohima	2	2	4	1.59
33	Kolkata	0	0	0	0
34	Koraput	0	0	0	0
35	Lucknow	8	42	50	19.84
36	Madurai	0	0	0	0
37	Mumbai	9	9	18	7.14
38	Nagpur	3	0	3	1.19




39	NOIDA	1	0	1	0.4
40	Panaji	0	0	0	0
41	Patna	12	0	12	4.76
42	Port Blair	0	0	0	0
43	Pune	0	0	0	0
44	Raghunathganj	0	0	0	0
45	Raipur	8	8	16	6.35
46	Rajkot	2	0	2	0.79
47	Ranchi	0	5	5	1.98
48	Saharsa	0	0	0	0
49	Shillong	0	3	3	1.19
50	Shimla	6	0	6	2.38
51	Siliguri	0	0	0	0
52	Srinagar	0	0	0	0
53	Trivandrum	0	0	0	0
54	Varanasi	2	0	2	0.79
55	Vatakara		5		
56	Vijayawada	3	2	5	1.98
57	Vishakhapatnam	2	12	14	5.56
	TOTAL	141	111	252	100



**Table 34** Regional centre wise number of academic counseling sessions visited/monitored by officials of RC in May 2023

S. No.	Regional Center	Number of academic counseling sessions visited/monitored by officials of RC	% of total number of academic counselling sessions visited/monitored by official
1	Agartala	0	0
2	Ahmedabad	0	0
3	Aizwal	0	0
4	Aligarh	0	0
5	Angul	0	0
6	Bangalore	18	3.47
7	Bhagalpur	0	0
8	Bhopal	12	2.31
9	Bhubaneswar	0	0
10	Bijapur	40	7.71
11	Chandigarh	2	0.39
12	Chennai	11	2.12
13	Cochin	15	2.89
14	Darbhanga	0	0
15	Dehradun	12	2.31
16	Delhi-1	0	0
17	Delhi-2	30	5.78
18	Delhi-3	3	0.58
19	Deoghar	0	0
20	Gangtok	0	0
21	Guwahati	46	8.86
22	Hyderabad	20	3.85
23	Imphal	0	0
24	Itanagar	0	0
25	Jabalpur	0	0
26	Jaipur	77	14.84
27	Jammu	0	0
28	Jodhpur	23	4.43
29	Jorhat	0	0
30	Karnal	10	1.93
31	Khanna	0	0
32	Kohima	0	0
33	Kolkata	0	0
34	Koraput	0	0
35	Lucknow	0	0
36	Madurai	5	0.96
37	Mumbai	29	5.59

38	Nagpur	18	3.47
39	NOIDA	15	2.89
40	Panaji	0	0
41	Patna	18	3.47
42	Port Blair	0	0
43	Pune	0	0
44	Raghunathganj	0	0
45	Raipur	2	0.39
46	Rajkot	0	0
47	Ranchi	72	13.87
48	Saharsa	0	0
49	Shillong	5	0.96
50	Shimla	4	0.77
51	Siliguri	0	0
52	Srinagar	0	0
53	Trivandrum	0	0
54	Varanasi	6	1.16
55	Vatakara	18	3.47
56	Vijayawada	8	1.54
57	Vishakhapatnam	0	0
	TOTAL	519	100




THE PEOPLES  
UNIVERSITY

**Table 35** Regional centre wise number of TEE centers visited/monitored by RC (Please submit this information only if the activity was done in the month for which you are reporting.) in MAY 2023

S. No.	Regional Center	Number of TEE centers visited/monitored by RC (Please submit this information only if the activity was done in the month for which you are reporting.)	% of total
1	Agartala	0	0
2	Ahmedabad	2	4.88
3	Aizwal	0	0
4	Aligarh	0	0
5	Angul	0	0
6	Bangalore	0	0
7	Bhagalpur	0	0
8	Bhopal	0	0
9	Bhubaneswar	0	0
10	Bijapur	1	2.44
11	Chandigarh	0	0
12	Chennai	0	0
13	Cochin	0	0
14	Darbhanga	0	0
15	Dehradun	0	0
16	Delhi-1	0	0
17	Delhi-2	0	0
18	Delhi-3	29	70.73
19	Deoghar	0	0
20	Gangtok	0	0
21	Guwahati	0	0
22	Hyderabad	0	0
23	Imphal	0	0
24	Itanagar	0	0
25	Jabalpur	0	0
26	Jaipur	0	0
27	Jammu	0	0
28	Jodhpur	1	2.44
29	Jorhat	0	0
30	Karnal	0	0
31	Khanna	5	12.2
32	Kohima	0	0
33	Kolkata	0	0
34	Koraput	0	0
35	Lucknow	0	0
36	Madurai	0	0
37	Mumbai	0	0

38	Nagpur	0	0
39	NOIDA	0	0
40	Panaji	0	0
41	Patna	0	0
42	Port Blair	3	7.32
43	Pune	0	0
44	Raghunathganj	0	0
45	Raipur	0	0
46	Rajkot	0	0
47	Ranchi	0	0
48	Saharsa	0	0
49	Shillong	0	0
50	Shimla	0	0
51	Siliguri	0	0
52	Srinagar	0	0
53	Trivandrum	0	0
54	Varanasi	0	0
55	Vatakara	0	0
56	Vijayawada	0	0
57	Vishakhapatnam	0	0
	TOTAL	41	100




THE PEOPLES  
UNIVERSITY

**Table 36** Regional centre wise number of entrance exam centers visited/monitored by RC (Please submit this information only if the activity was done in the month for which you are reporting.) in May 2023

**No activity was performed during the reporting month.**



**PART VI – Student Support Services**



**Table 37** Regional Centers wise students queries handled through various modes in May 2023.

S. No.	Name of Regional Center	By Post	Email	Phone	i-GRAM	Face-to-Face Queries	Face Book	Twitter	RTI	Court Cases	Any other	Total queries handled
1	Agartala	104	123	323	288	610	0	0	0	0	0	1448
2	Ahmedabad	342	1275	442	627	304	0	0	2	0	0	2992
3	Aizwal	128	137	208	29	0	0	0	0	0	0	502
4	Aligarh	3	131	94	194	82	97	0	89	0	0	690
5	Angul	30	120	150	35	70	30	20	0	0	0	455
6	Bangalore	90	4816	1700	2590	1510	0	0	0	0	0	10706
7	Bhagalpur	56	636	353	177	382	0	0	0	0	0	1604
8	Bhopal	25	4000	1000	294	500	20	10	1	0	0	0
9	Bhubaneswar	370	4250	745	431	1460	10	5	6	0	0	7277
10	Bijapur	122	280	725	59	115	10	2	1	0	0	1314
11	Chandigarh	37	2132	63	623	1823	0	0	0	0	0	4678
12	Chennai	71	6079	728	346	240	1	1	0	2	0	0
13	Cochin	339	4532	237	740	1246	4	1	1	0	0	7100
14	Darbhanga	265	651	465	261	510	0	0	0	0	0	2152
15	Dehradun	115	865	1120	511	963	0	0	2	0	0	3576
16	Delhi-1	810	6596	0	3217	5240	0	0	2	0	0	0
17	Delhi-2	222	6234	1475	5047	5571	0	0	9	0	0	0
18	Delhi-3	1982	7743	2439	2461	5309	5	3	14	0	0	19956
19	Deoghar	203	260	900	344	876	0	0	0	0	0	2583
20	Gangtok	15	106	369	47	578	0	0	0	0	0	1115
21	Guwahati	250	1848	549	326	1280	0	0	2	0	0	0
22	Hyderabad	424	2926	4094	596	945	0	0	2	0	0	8987
23	Imphal	0	0	0	0	0	0	0	0	0	0	0
24	Itanagar	0	150	180	70	200	0	0	0	1	0	601
25	Jabalpur	24	120	153	148	11	0	0	0	0	0	456
26	Jaipur	332	1687	422	434	50	19	9	0	0	0	2953
27	Jammu	844	1385	2920	842	2730	30	32	0	0	0	8783
28	Jodhpur	172	2869	1045	0	0	97	0	3	0	0	4186
29	Jorhat	12	425	818	161	165	12	10	3	0	0	0
30	Karnal	500	1800	1250	1450	1485	0	0	4	0	0	0
31	Khanna	168	1472	2425	720	518	0	0	1	0	0	0
32	Kohima	0	98	122	94	87	79	0	0	0	0	480
33	Kolkata	261	1182	1010	776	1842	0	0	1	0	0	5072
34	Koraput	78	137	430	160	145	0	0	0	0	0	950
35	Lucknow	205	915	953	784	995	12	1	2	0	0	3867
36	Madurai	12	530	172	137	35	89	164	0	0	0	1139
37	Mumbai	154	3100	60	759	1126	80	105	5	0	0	5389
38	Nagpur	391	7700	1617	202	839	41	13	1	0	0	10804
39	NOIDA	854	2256	285	833	2965	6	3	3	0	0	0
40	Panaji	223	263	708	122	650	0	0	0	0	0	1966
41	Patna	82	1436	745	1375	1230	0	0	14	0	0	4882
42	Port Blair	190	145	965	84	255	0	0	0	0	0	1639
43	Pune	529	1092	1625	437	755	0	0	2	1	0	4441
44	Raghunathganj	10	50	350	32	60	0	0	2	0	0	0
45	Raipur	52	292	328	169	307	20	12	1	1	1	1183
46	Rajkot	109	394	478	189	195	0	1	0	0	0	1366
47	Ranchi	115	2489	1956	448	1989	4	3	2	1	21	7028
48	Saharsa	188	384	435	127	344	13	4	0	0	0	1495



49	Shillong	14	450	460	238	255	41	0	0	0	0	1458
50	Shimla	5	3132	1805	541	605	3	2	5	0	0	6098
51	Siliguri	510	713	961	174	916	1	1	0	0	0	3276
52	Srinagar	74	1747	580	574	2437	0	0	0	0	0	5412
53	Trivandrum	741	3141	4652	316	2147	32	3	0	0	0	0
54	Varanasi	126	684	1101	405	1256	108	18	0	0	0	3698
55	Vatakara	88	1254	1247	627	207	8	5	0	0	0	0
56	Vijayawada	18	305	470	157	188	0	0	0	0	0	1138
57	Vishakhapatnam	19	312	217	328	92	1	1	0	0	0	970
	TOTAL	13103	99849	51124	33156	56695	873	429	180	6	22	255437



**Table 38** Regional Centre wise total number of students' queries handled in May2023.

S. No.	Regional Centre	Total queries handled	% of total
1	Agartala	1448	0.57
2	Ahmedabad	2992	1.17
3	Aizwal	502	0.2
4	Aligarh	690	0.27
5	Angul	455	0.18
6	Bangalore	10706	4.19
7	Bhagalpur	1604	0.63
8	Bhopal	0	0
9	Bhubaneswar	7277	2.85
10	Bijapur	1314	0.51
11	Chandigarh	4678	1.83
12	Chennai	0	0
13	Cochin	7100	2.78
14	Darbhanga	2152	0.84
15	Dehradun	3576	1.4
16	Delhi-1	0	0
17	Delhi-2	0	0
18	Delhi-3	19956	7.81
19	Deoghar	2583	1.01
20	Gangtok	1115	0.44
21	Guwahati	0	0
22	Hyderabad	8987	3.52
23	Imphal	0	0
24	Itanagar	601	0.24
25	Jabalpur	456	0.18
26	Jaipur	2953	1.16
27	Jammu	8783	3.44
28	Jodhpur	4186	1.64
29	Jorhat	0	0
30	Karnal	0	0
31	Khanna	0	0
32	Kohima	480	0.19
33	Kolkata	5072	1.99
34	Koraput	950	0.37
35	Lucknow	3867	1.51
36	Madurai	1139	0.45
37	Mumbai	5389	2.11
38	Nagpur	10804	4.23
39	NOIDA	0	0
40	Panaji	1966	0.77
41	Patna	4882	1.91
42	Port Blair	1639	0.64
43	Pune	4441	1.74
44	Raghunathganj	0	0
45	Raipur	1183	0.46

46	Rajkot	1366	0.53
47	Ranchi	7028	2.75
48	Saharsa	1495	0.59
49	Shillong	1458	0.57
50	Shimla	6098	2.39
51	Siliguri	3276	1.28
52	Srinagar	5412	2.12
53	Trivandrum	0	0
54	Varanasi	3698	1.45
55	Vatakara	0	0
56	Vijayawada	1138	0.45
57	Vishakhapatnam	970	0.38
	TOTAL	255437	100



**Table 39** Regional Centers wise number of SMSs utilized for students support in May 2023.

S. No.	Regional Centre	Total SMS uses	% of total SMS uses
1	Agartala	0	0
2	Ahmedabad	0	0
3	Aizwal	430	0.06
4	Aligarh	0	0
5	Angul	0	0
6	Bangalore	0	0
7	Bhagalpur	46985	6.47
8	Bhopal	0	0
9	Bhubaneswar	32940	4.54
10	Bijapur	7898	1.09
11	Chandigarh	0	0
12	Chennai	1866	0.26
13	Cochin	0	0
14	Darbhanga	7648	1.05
15	Dehradun	18125	2.5
16	Delhi-1	0	0
17	Delhi-2	0	0
18	Delhi-3	160769	22.15
19	Deoghar	21609	2.98
20	Gangtok	0	0
21	Guwahati	7545	1.04
22	Hyderabad	37913	5.22
23	Imphal	0	0
24	Itanagar	0	0
25	Jabalpur	7096	0.98
26	Jaipur	25936	3.57
27	Jammu	18997	2.62
28	Jodhpur	0	0
29	Jorhat	0	0
30	Karnal	0	0
31	Khanna	0	0
32	Kohima	5088	0.7
33	Kolkata	0	0
34	Koraput	11204	1.54
35	Lucknow	16671	2.3
36	Madurai	6244	0.86
37	Mumbai	9992	1.38
38	Nagpur	5083	0.7
39	NOIDA		
40	Panaji	0	0
41	Patna	68378	9.42
42	Port Blair	0	0
43	Pune	2989	0.41
44	Raghunathganj		
45	Raipur	200	0.03

46	Rajkot	6712	0.92
47	Ranchi	41881	5.77
48	Saharsa	0	0
49	Shillong	11160	1.54
50	Shimla	32490	4.48
51	Siliguri	0	0
52	Srinagar	1024	0.14
53	Trivandrum		
54	Varanasi	50425	6.95
55	Vatakara	0	0
56	Vijayawada	6540	0.9
57	Vishakhapatnam	16640	2.29
	Total	725847	100



**Table 40** Regional centers wise number of grievance redressal camp(s) organized by RCs/LSCs in online and face to face mode in May 2023

S. No.	Regional Centre	Total grievance redressal camp	% of total grievance redressal camp
1	Agartala	0	0
2	Ahmedabad	0	0
3	Aizwal	0	0
4	Aligarh	0	0
5	Angul	0	0
6	Bangalore	10	11.49
7	Bhagalpur	0	0
8	Bhopal	0	0
9	Bhubaneswar	0	0
10	Bijapur	0	0
11	Chandigarh	0	0
12	Chennai	0	0
13	Cochin	0	0
14	Darbhanga	0	0
15	Dehradun	13	14.94
16	Delhi-1	0	0
17	Delhi-2	0	0
18	Delhi-3	0	0
19	Deoghar	0	0
20	Gangtok	0	0
21	Guwahati	2	2.3
22	Hyderabad	0	0
23	Imphal	0	0
24	Itanagar	0	0
25	Jabalpur	0	0
26	Jaipur	1	1.15
27	Jammu	10	11.49
28	Jodhpur	7	8.05
29	Jorhat	0	0
30	Karnal	12	13.79
31	Khanna	0	0
32	Kohima	0	0
33	Kolkata	0	0
34	Koraput	1	1.15
35	Lucknow	3	3.45
36	Madurai	0	0
37	Mumbai	2	2.3
38	Nagpur	1	1.15
39	NOIDA	0	0
40	Panaji	0	0
41	Patna	1	1.15
42	Port Blair	1	1.15
43	Pune	0	0
44	Raghunathganj	0	0

45	Raipur	12	13.79
46	Rajkot	0	0
47	Ranchi	3	3.45
48	Saharsa	0	0
49	Shillong	0	0
50	Shimla	1	1.15
51	Siliguri	0	0
52	Srinagar	2	2.3
53	Trivandrum	0	0
54	Varanasi	5	5.75
55	Vatakara	0	0
56	Vijayawada	0	0
57	Vishakhapatnam	0	0
	TOTAL	87	100



## **Part VII - Academic Activities by Regional Centre**





**Table 41** Regional centers wise number of research and professional development by regional center academics in May 2023.

S. No.	Regional Centre	Total No. of research and academic activities	% of total research and development activities
1	Agartala	0	0
2	Ahmedabad	2	1.67
3	Aizwal	0	0
4	Aligarh	0	0
5	Angul	0	0
6	Bangalore	3	2.5
7	Bhagalpur	12	10
8	Bhopal	4	3.33
9	Bhubaneswar	4	3.33
10	Bijapur	5	4.17
11	Chandigarh	0	0
12	Chennai	0	0
13	Cochin	2	1.67
14	Darbhangha	1	0.83
15	Dehradun	1	0.83
16	Delhi-1	3	2.5
17	Delhi-2	0	0
18	Delhi-3	4	3.33
19	Deoghar	0	0
20	Gangtok	0	0
21	Guwahati	0	0
22	Hyderabad	2	1.67
23	Imphal	0	0
24	Itanagar	0	0
25	Jabalpur	16	13.33
26	Jaipur	9	7.5
27	Jammu	0	0
28	Jodhpur	2	1.67
29	Jorhat	2	1.67
30	Karnal	1	0.83
31	Khanna	0	0
32	Kohima	3	2.5
33	Kolkata	0	0
34	Koraput	0	0
35	Lucknow	5	4.17
36	Madurai	3	2.5
37	Mumbai	0	0
38	Nagpur	12	10
39	NOIDA	2	1.67
40	Panaji	0	0
41	Patna	9	7.5
42	Port Blair	2	1.67
43	Pune	0	0
44	Raghunathganj	0	0

45	Raipur	1	0.83
46	Rajkot	1	0.83
47	Ranchi	1	0.83
48	Saharsa	0	0
49	Shillong	0	0
50	Shimla	2	1.67
51	Siliguri	0	0
52	Srinagar	0	0
53	Trivandrum	0	0
54	Varanasi	0	0
55	Vatakara	3	2.5
56	Vijayawada	0	0
57	Vishakhapatnam	3	2.5
	TOTAL	120	100




## **PART VIII –Accounts & Finance**



**Table 42:** Regional Centre wise total expenditure in May 2023.

S. No.	Regional Centre	Expenditure during the month	% of total expenditure
1	Agartala	2413730	0.96
2	Ahmedabad	6652643	2.65
3	Aizwal	4261578	1.7
4	Aligarh	0	0
5	Angul	2248660	0.9
6	Bangalore	5160300	2.06
7	Bhagalpur	695305	0.28
8	Bhopal	2856995	1.14
9	Bhubaneswar	4191835	1.67
10	Bijapur	1502608	0.6
11	Chandigarh	3764960	1.5
12	Chennai	2321246	0.92
13	Cochin	7021053	2.8
14	Darbhanga	2502585	1
15	Dehradun	4842402	1.93
16	Delhi-1	14832063	5.91
17	Delhi-2	9467748	3.77
18	Delhi-3	12746218	5.08
19	Deoghar	3890341	1.55
20	Gangtok	1682429	0.67
21	Guwahati	4025064	1.6
22	Hyderabad	3257712	1.3
23	Imphal	0	0
24	Itanagar	1776721	0.71
25	Jabalpur	2013865	0.8
26	Jaipur	4951040	1.97
27	Jammu	7129937	2.84
28	Jodhpur	1911641	0.76
29	Jorhat	1220095	0.49
30	Karnal	3143072	1.25
31	Khanna	5860655	2.33
32	Kohima	2328064	0.93
33	Kolkata	13074060	5.21
34	Koraput	1696735	0.68
35	Lucknow	10082602	4.02
36	Madurai	2674434	1.07
37	Mumbai	1490281	0.59
38	Nagpur	3708917	1.48
39	NOIDA	13991911	5.57
40	Panaji	2092311	0.83
41	Patna	14824609	5.91

42	Port Blair	2222236	0.89
43	Pune	3980378	1.59
44	Raghunathganj	0	0
45	Raipur	2010025	0.8
46	Rajkot	1099939	0.44
47	Ranchi	9370122	3.73
48	Saharsa	4217264	1.68
49	Shillong	1864478	0.74
50	Shimla	9911553	3.95
51	Siliguri	3153846	1.26
52	Srinagar	3756242	1.5
53	Trivandrum	4730937	1.88
54	Varanasi	2973964	1.18
55	Vatakara	3135848	1.25
56	Vijayawada	3042804	1.21
57	Vishakhapatnam	1231266	0.49
	TOTAL	251009327	100



**Table 43** Regional Centre wise expenditure on Salaries of Regular Staff in May 2023.

S. No.	Regional Centre	Regular Staff Salary	Expenditure during the month	% of total expenditure of RC
1	Agartala	1664817	2413730	68.97
2	Ahmedabad	1468028	6652643	22.07
3	Aizwal	1960096	4261578	45.99
4	Aligarh	0	0	0
5	Angul	276507	2248660	12.3
6	Bangalore	2320497	5160300	44.97
7	Bhagalpur	445300	695305	64.04
8	Bhopal	1916400	2856995	67.08
9	Bhubaneswar	1590791	4191835	37.95
10	Bijapur	564670	1502608	37.58
11	Chandigarh	1471853	3764960	39.09
12	Chennai	1540469	2321246	66.36
13	Cochin	1819154	7021053	25.91
14	Darbhanga	675831	2502585	27.01
15	Dehradun	1659674	4842402	34.27
16	Delhi-1	2137776	14832063	14.41
17	Delhi-2	3495586	9467748	36.92
18	Delhi-3	1525154	12746218	11.97
19	Deoghar	697341	3890341	17.92
20	Gangtok	655174	1682429	38.94
21	Guwahati	1462182	4025064	36.33
22	Hyderabad	2121370	3257712	65.12
23	Imphal	0	0	0
24	Itanagar	332785	1776721	18.73
25	Jabalpur	1270408	2013865	63.08
26	Jaipur	1859423	4951040	37.56
27	Jammu	828431	7129937	11.62
28	Jodhpur	805296	1911641	42.13
29	Jorhat	605359	1220095	49.62
30	Karnal	1372270	3143072	43.66
31	Khanna	957995	5860655	16.35
32	Kohima	877242	2328064	37.68
33	Kolkata	4143166	13074060	31.69
34	Koraput	1087712	1696735	64.11
35	Lucknow	3434337	10082602	34.06
36	Madurai	1208975	2674434	45.2
37	Mumbai	682575	1490281	45.8
38	Nagpur	1046792	3708917	28.22
39	NOIDA	2818625	13991911	20.14
40	Panaji	764763	2092311	36.55
41	Patna	2094171	14824609	14.13

42	Port Blair	834709	2222236	37.56
43	Pune	1556429	3980378	39.1
44	Raghunathganj	0	0	0
45	Raipur	834736	2010025	41.53
46	Rajkot	518856	1099939	47.17
47	Ranchi	1439431	9370122	15.36
48	Saharsa	664206	4217264	15.75
49	Shillong	1360872	1864478	72.99
50	Shimla	871020	9911553	8.79
51	Siliguri	922728	3153846	29.26
52	Srinagar	421026	3756242	11.21
53	Trivandrum	960304	4730937	20.3
54	Varanasi	1022344	2973964	34.38
55	Vatakara	583214	3135848	18.6
56	Vijayawada	1027259	3042804	33.76
57	Vishakhapatnam	861074	1231266	69.93
	TOTAL	71537203	251009327	28.5



**Table 44** Regional Centre wise expenditure on salaries of DW staff in May 2023.

S. No.	Regional Centre	Daily Wage (DW) payment	Expenditure during the month	% of total expenditure of RC
1	Agartala	182165	2413730	7.55
2	Ahmedabad	31603	6652643	0.48
3	Aizwal	102137	4261578	2.4
4	Aligarh	0	0	0
5	Angul	1600	2248660	0.07
6	Bangalore	93299	5160300	1.81
7	Bhagalpur	62890	695305	9.04
8	Bhopal	163748	2856995	5.73
9	Bhubaneswar	224516	4191835	5.36
10	Bijapur	110761	1502608	7.37
11	Chandigarh	19506	3764960	0.52
12	Chennai	6538	2321246	0.28
13	Cochin	0	7021053	0
14	Darbhanga	0	2502585	0
15	Dehradun	74573	4842402	1.54
16	Delhi-1	478392	14832063	3.23
17	Delhi-2	814803	9467748	8.61
18	Delhi-3	1088626	12746218	8.54
19	Deoghar	143403	3890341	3.69
20	Gangtok	74353	1682429	4.42
21	Guwahati	380604	4025064	9.46
22	Hyderabad	82356	3257712	2.53
23	Imphal	0	0	0
24	Itanagar	237796	1776721	13.38
25	Jabalpur	129525	2013865	6.43
26	Jaipur	141930	4951040	2.87
27	Jammu	505699	7129937	7.09
28	Jodhpur	70204	1911641	3.67
29	Jorhat	237413	1220095	19.46
30	Karnal	206942	3143072	6.58
31	Khanna	216272	5860655	3.69
32	Kohima	42427	2328064	1.82
33	Kolkata	600732	13074060	4.59
34	Koraput	0	1696735	0
35	Lucknow	127674	10082602	1.27
36	Madurai	0	2674434	0
37	Mumbai	291829	1490281	19.58
38	Nagpur	0	3708917	0
39	NOIDA	432006	13991911	3.09
40	Panaji	106936	2092311	5.11
41	Patna	12000	14824609	0.08



42	Port Blair	128695	2222236	5.79
43	Pune	71876	3980378	1.81
44	Raghunathganj	0	0	0
45	Raipur	161571	2010025	8.04
46	Rajkot	128479	1099939	11.68
47	Ranchi	177804	9370122	1.9
48	Saharsa	137541	4217264	3.26
49	Shillong	100893	1864478	5.41
50	Shimla	136551	9911553	1.38
51	Siliguri	259935	3153846	8.24
52	Srinagar	438394	3756242	11.67
53	Trivandrum	463870	4730937	9.81
54	Varanasi	135462	2973964	4.55
55	Vatakara	148320	3135848	4.73
56	Vijayawada	73131	3042804	2.4
57	Vishakhapatnam	45402	1231266	3.69
	TOTAL	10103182	251009327	4.03



Table 45 Regional Centre wise expenditure on Regional Centre' Security in May 2023.

S. No.	Regional Centre	Security	Expenditure during the month	% of total expenditure of RC
1	Agartala	25296	2413730	1.05
2	Ahmedabad	94320	6652643	1.42
3	Aizwal	0	4261578	0
4	Aligarh	0	0	0
5	Angul	0	2248660	0
6	Bangalore	41252	5160300	0.8
7	Bhagalpur	0	695305	0
8	Bhopal	227279	2856995	7.96
9	Bhubaneswar	174792	4191835	4.17
10	Bijapur	0	1502608	0
11	Chandigarh	0	3764960	0
12	Chennai	136745	2321246	5.89
13	Cochin	450883	7021053	6.42
14	Darbhanga	171493	2502585	6.85
15	Dehradun	76170	4842402	1.57
16	Delhi-1	0	14832063	0
17	Delhi-2	0	9467748	0
18	Delhi-3	0	12746218	0
19	Deoghar	49500	3890341	1.27
20	Gangtok	33645	1682429	2
21	Guwahati	87466	4025064	2.17
22	Hyderabad	55016	3257712	1.69
23	Imphal	0	0	0
24	Itanagar	46254	1776721	2.6
25	Jabalpur	125198	2013865	6.22
26	Jaipur	171624	4951040	3.47
27	Jammu	55465	7129937	0.78
28	Jodhpur	85431	1911641	4.47
29	Jorhat	149661	1220095	12.27
30	Karnal	381333	3143072	12.13
31	Khanna	95251	5860655	1.63
32	Kohima	0	2328064	0
33	Kolkata	36209	13074060	0.28
34	Koraput	89499	1696735	5.27
35	Lucknow	82823	10082602	0.82
36	Madurai	55991	2674434	2.09
37	Mumbai	110997	1490281	7.45
38	Nagpur	0	3708917	0
39	NOIDA	0	13991911	0
40	Panaji	131534	2092311	6.29
41	Patna	62418	14824609	0.42

42	Port Blair	0	2222236	0
43	Pune	0	3980378	0
44	Raghunathganj	0	0	0
45	Raipur	58055	2010025	2.89
46	Rajkot	0	1099939	0
47	Ranchi	97873	9370122	1.04
48	Saharsa	0	4217264	0
49	Shillong	60213	1864478	3.23
50	Shimla	48565	9911553	0.49
51	Siliguri	0	3153846	0
52	Srinagar	27781	3756242	0.74
53	Trivandrum	0	4730937	0
54	Varanasi	75420	2973964	2.54
55	Vatakara	0	3135848	0
56	Vijayawada	0	3042804	0
57	Vishakhapatnam	0	1231266	0
	TOTAL	3671452	251009327	1.46



**Table 46** Regional Centre wise expenditure on rent of Regional Centre' Building in May 2023.

S. No.	Regional Centre	Building Rent	Expenditure during the month	% of total expenditure of RC
1	Agartala	0	2413730	0
2	Ahmedabad	0	6652643	0
3	Aizwal	99000	4261578	2.32
4	Aligarh	0	0	0
5	Angul	0	2248660	0
6	Bangalore	264173	5160300	5.12
7	Bhagalpur	0	695305	0
8	Bhopal	0	2856995	0
9	Bhubaneswar	0	4191835	0
10	Bijapur	0	1502608	0
11	Chandigarh	0	3764960	0
12	Chennai	119793	2321246	5.16
13	Cochin	0	7021053	0
14	Darbhangha	25850	2502585	1.03
15	Dehradun	0	4842402	0
16	Delhi-1	0	14832063	0
17	Delhi-2	531000	9467748	5.61
18	Delhi-3	1062000	12746218	8.33
19	Deoghar	0	3890341	0
20	Gangtok	117000	1682429	6.95
21	Guwahati	360000	4025064	8.94
22	Hyderabad	256513	3257712	7.87
23	Imphal	0	0	0
24	Itanagar	60000	1776721	3.38
25	Jabalpur	0	2013865	0
26	Jaipur	0	4951040	0
27	Jammu	141930	7129937	1.99
28	Jodhpur	100000	1911641	5.23
29	Jorhat	0	1220095	0
30	Karnal	0	3143072	0
31	Khanna	0	5860655	0
32	Kohima	481200	2328064	20.67
33	Kolkata	0	13074060	0
34	Koraput	0	1696735	0
35	Lucknow	0	10082602	0
36	Madurai	0	2674434	0
37	Mumbai	231606	1490281	15.54
38	Nagpur	0	3708917	0
39	NOIDA	379927	13991911	2.72
40	Panaji	147828	2092311	7.07
41	Patna	0	14824609	0


42	Port Blair	216928	2222236	9.76
43	Pune	375226	3980378	9.43
44	Raghunathganj	0	0	0
45	Raipur	0	2010025	0
46	Rajkot	0	1099939	0
47	Ranchi	205900	9370122	2.2
48	Saharsa	33857	4217264	0.8
49	Shillong	0	1864478	0
50	Shimla	128658	9911553	1.3
51	Siliguri	34667	3153846	1.1
52	Srinagar	0	3756242	0
53	Trivandrum	141340	4730937	2.99
54	Varanasi	123900	2973964	4.17
55	Vatakara	29850	3135848	0.95
56	Vijayawada	94353	3042804	3.1
57	Vishakhapatnam	95112	1231266	7.72
	TOTAL	5857611	251009327	2.33



**Table 47** Regional Centre wise expenditure on tours and travels in May 2023.

S. No.	Regional Centre	Travel and hiring of taxi	Expenditure during the month	% of total expenditure of RC
1	Agartala	25593	2413730	1.06
2	Ahmedabad	0	6652643	0
3	Aizwal	0	4261578	0
4	Aligarh	0	0	0
5	Angul	0	2248660	0
6	Bangalore	0	5160300	0
7	Bhagalpur	0	695305	0
8	Bhopal	53812	2856995	1.88
9	Bhubaneswar	3774	4191835	0.09
10	Bijapur	0	1502608	0
11	Chandigarh	18582	3764960	0.49
12	Chennai	5105	2321246	0.22
13	Cochin	0	7021053	0
14	Darbhangha	3164	2502585	0.13
15	Dehradun	0	4842402	0
16	Delhi-1	12800	14832063	0.09
17	Delhi-2	17118	9467748	0.18
18	Delhi-3	34373	12746218	0.27
19	Deoghar	900	3890341	0.02
20	Gangtok	0	1682429	0
21	Guwahati	4526	4025064	0.11
22	Hyderabad	0	3257712	0
23	Imphal	0	0	0
24	Itanagar	5400	1776721	0.3
25	Jabalpur	0	2013865	0
26	Jaipur	16387	4951040	0.33
27	Jammu	0	7129937	0
28	Jodhpur	11000	1911641	0.58
29	Jorhat	0	1220095	0
30	Karnal	5502	3143072	0.18
31	Khanna	0	5860655	0
32	Kohima	12862	2328064	0.55
33	Kolkata	0	13074060	0
34	Koraput	6728	1696735	0.4
35	Lucknow	2568	10082602	0.03
36	Madurai	0	2674434	0
37	Mumbai	0	1490281	0
38	Nagpur	2296	3708917	0.06
39	NOIDA	3770	13991911	0.03
40	Panaji	7880	2092311	0.38
41	Patna	17219	14824609	0.12

42	Port Blair	0	2222236	0
43	Pune	7267	3980378	0.18
44	Raghunathganj	0	0	0
45	Raipur	0	2010025	0
46	Rajkot	11000	1099939	1
47	Ranchi	0	9370122	0
48	Saharsa	0	4217264	0
49	Shillong	2834	1864478	0.15
50	Shimla	9900	9911553	0.1
51	Siliguri	0	3153846	0
52	Srinagar	50653	3756242	1.35
53	Trivandrum	21905	4730937	0.46
54	Varanasi	12927	2973964	0.43
55	Vatakara	18700	3135848	0.6
56	Vijayawada	0	3042804	0
57	Vishakhapatnam	0	1231266	0
	TOTAL	406545	251009327	0.16

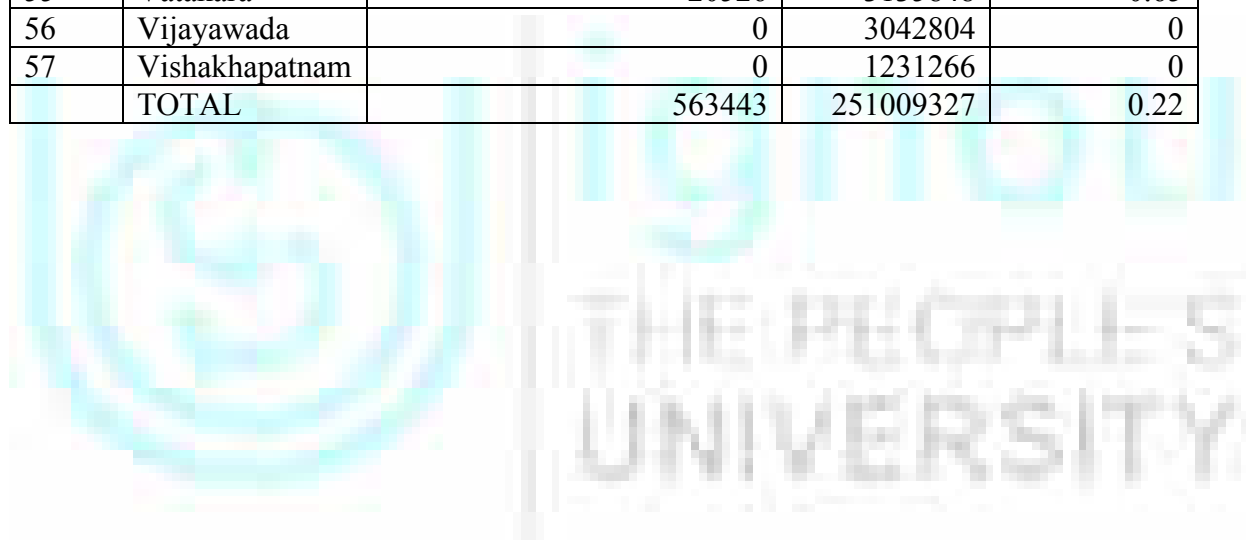


**Table 48** Regional Centre wise expenditure on meetings/orientations/workshops' in May 2023.

S. No.	Regional Centre	Meeting/ workshop/Orientation Programme etc	Expenditure during the month	% of total expenditure of RC
1	Agartala	73369	2413730	3.04
2	Ahmedabad	0	6652643	0
3	Aizwal	0	4261578	0
4	Aligarh	0	0	0
5	Angul	0	2248660	0
6	Bangalore	17000	5160300	0.33
7	Bhagalpur	0	695305	0
8	Bhopal	0	2856995	0
9	Bhubaneswar	95810	4191835	2.29
10	Bijapur	0	1502608	0
11	Chandigarh	0	3764960	0
12	Chennai	0	2321246	0
13	Cochin	0	7021053	0
14	Darbhanga	0	2502585	0
15	Dehradun	0	4842402	0
16	Delhi-1	0	14832063	0
17	Delhi-2	0	9467748	0
18	Delhi-3	0	12746218	0
19	Deoghar	0	3890341	0
20	Gangtok	0	1682429	0
21	Guwahati	8746	4025064	0.22
22	Hyderabad	0	3257712	0
23	Imphal	0	0	0
24	Itanagar	0	1776721	0
25	Jabalpur	0	2013865	0
26	Jaipur	11109	4951040	0.22
27	Jammu	0	7129937	0
28	Jodhpur	0	1911641	0
29	Jorhat	0	1220095	0
30	Karnal	0	3143072	0
31	Khanna	0	5860655	0
32	Kohima	0	2328064	0
33	Kolkata	0	13074060	0
34	Koraput	0	1696735	0
35	Lucknow	22932	10082602	0.23
36	Madurai	0	2674434	0
37	Mumbai	0	1490281	0
38	Nagpur	0	3708917	0
39	NOIDA	0	13991911	0
40	Panaji	305937	2092311	14.62



41	Patna	0	14824609	0
42	Port Blair	0	2222236	0
43	Pune	0	3980378	0
44	Raghunathganj	0	0	0
45	Raipur	0	2010025	0
46	Rajkot	0	1099939	0
47	Ranchi	0	9370122	0
48	Saharsa	0	4217264	0
49	Shillong	0	1864478	0
50	Shimla	0	9911553	0
51	Siliguri	0	3153846	0
52	Srinagar	0	3756242	0
53	Trivandrum	0	4730937	0
54	Varanasi	8014	2973964	0.27
55	Vatakara	20526	3135848	0.65
56	Vijayawada	0	3042804	0
57	Vishakhapatnam	0	1231266	0
	TOTAL	563443	251009327	0.22



**Table 49** Regional Centre wise expenditure on Printing/Publicity etc in May 2023.

S. No.	Regional Centre	Printing/Publicity	Expenditure during the month	% of total expenditure of RC
1	Agartala	1136	2413730	0.05
2	Ahmedabad	0	6652643	0
3	Aizwal	0	4261578	0
4	Aligarh	0	0	0
5	Angul	0	2248660	0
6	Bangalore	0	5160300	0
7	Bhagalpur	0	695305	0
8	Bhopal	6600	2856995	0.23
9	Bhubaneswar	0	4191835	0
10	Bijapur	31900	1502608	2.12
11	Chandigarh	0	3764960	0
12	Chennai	0	2321246	0
13	Cochin	0	7021053	0
14	Darbhanga	17100	2502585	0.68
15	Dehradun	295	4842402	0.01
16	Delhi-1	0	14832063	0
17	Delhi-2	0	9467748	0
18	Delhi-3	14549	12746218	0.11
19	Deoghar	10905	3890341	0.28
20	Gangtok	0	1682429	0
21	Guwahati	14280	4025064	0.35
22	Hyderabad	0	3257712	0
23	Imphal	0	0	0
24	Itanagar	0	1776721	0
25	Jabalpur	0	2013865	0
26	Jaipur	58865	4951040	1.19
27	Jammu	0	7129937	0
28	Jodhpur	0	1911641	0
29	Jorhat	0	1220095	0
30	Karnal	1534	3143072	0.05
31	Khanna	0	5860655	0
32	Kohima	9440	2328064	0.41
33	Kolkata	0	13074060	0
34	Koraput	0	1696735	0
35	Lucknow	3000	10082602	0.03
36	Madurai	0	2674434	0
37	Mumbai	0	1490281	0
38	Nagpur	14860	3708917	0.4
39	NOIDA	0	13991911	0
40	Panaji	3540	2092311	0.17

41	Patna	73051	14824609	0.49
42	Port Blair	0	2222236	0
43	Pune	2714	3980378	0.07
44	Raghunathganj	0	0	0
45	Raipur	0	2010025	0
46	Rajkot	0	1099939	0
47	Ranchi	0	9370122	0
48	Saharsa	0	4217264	0
49	Shillong	7560	1864478	0.41
50	Shimla	10346	9911553	0.1
51	Siliguri	0	3153846	0
52	Srinagar	0	3756242	0
53	Trivandrum	69088	4730937	1.46
54	Varanasi	7670	2973964	0.26
55	Vatakara	0	3135848	0
56	Vijayawada	0	3042804	0
57	Vishakhapatnam	0	1231266	0
	TOTAL	358433	251009327	0.14



**Table 50** Regional Centre wise other expenditure in May 2023.

S. No.	Regional Centre	Other Expenditure	Expenditure during the month	% of total expenditure of RC
1	Agartala	79055	2413730	3.28
2	Ahmedabad	3398262	6652643	51.08
3	Aizwal	146772	4261578	3.44
4	Aligarh	0	0	0
5	Angul	1567376	2248660	69.7
6	Bangalore	2326124	5160300	45.08
7	Bhagalpur	8636	695305	1.24
8	Bhopal	464472	2856995	16.26
9	Bhubaneswar	336226	4191835	8.02
10	Bijapur	100737	1502608	6.7
11	Chandigarh	212549	3764960	5.65
12	Chennai	154106	2321246	6.64
13	Cochin	4018013	7021053	57.23
14	Darbhanga	191225	2502585	7.64
15	Dehradun	2728288	4842402	56.34
16	Delhi-1	5236823	14832063	35.31
17	Delhi-2	831555	9467748	8.78
18	Delhi-3	413479	12746218	3.24
19	Deoghar	2128130	3890341	54.7
20	Gangtok	764147	1682429	45.42
21	Guwahati	257443	4025064	6.4
22	Hyderabad	277287	3257712	8.51
23	Imphal	0	0	0
24	Itanagar	975906	1776721	54.93
25	Jabalpur	128934	2013865	6.4
26	Jaipur	214008	4951040	4.32
27	Jammu	4695755	7129937	65.86
28	Jodhpur	839710	1911641	43.93
29	Jorhat	212317	1220095	17.4
30	Karnal	792151	3143072	25.2
31	Khanna	1899775	5860655	32.42
32	Kohima	262403	2328064	11.27
33	Kolkata	5654047	13074060	43.25
34	Koraput	222616	1696735	13.12
35	Lucknow	2256701	10082602	22.38
36	Madurai	1268888	2674434	47.45
37	Mumbai	61872	1490281	4.15
38	Nagpur	492249	3708917	13.27
39	NOIDA	5311707	13991911	37.96
40	Panaji	161041	2092311	7.7
41	Patna	6677639	14824609	45.04

42	Port Blair	944061	2222236	42.48
43	Pune	714395	3980378	17.95
44	Raghunathganj	0	0	0
45	Raipur	233875	2010025	11.64
46	Rajkot	285811	1099939	25.98
47	Ranchi	4257250	9370122	45.43
48	Saharsa	3381660	4217264	80.19
49	Shillong	229478	1864478	12.31
50	Shimla	6833770	9911553	68.95
51	Siliguri	1483976	3153846	47.05
52	Srinagar	373333	3756242	9.94
53	Trivandrum	669659	4730937	14.15
54	Varanasi	546705	2973964	18.38
55	Vatakara	38741	3135848	1.24
56	Vijayawada	1508448	3042804	49.57
57	Vishakhapatnam	75408	1231266	6.12
	TOTAL	79344994	251009327	31.61





**PART IX – Expenditures On Functioning of Learner Support Centers**

**Table 51** Regional Centre wise expenditure on payment of salaries of Part-time functionaries of LSCs in MAY 2023.

S. No.	Regional Centre	LSC/PSC/SSC (Salary of functionaries)	Payments of Part Time	Expenditure during the month	% of total expenditure of RC
1	Agartala		293910	2413730	12.18
2	Ahmedabad		546130	6652643	8.21
3	Aizwal		620620	4261578	14.56
4	Aligarh		0	0	0
5	Angul		281259	2248660	12.51
6	Bangalore		0	5160300	0
7	Bhagalpur		178479	695305	25.67
8	Bhopal		0	2856995	0
9	Bhubaneswar		1024100	4191835	24.43
10	Bijapur		694540	1502608	46.22
11	Chandigarh		332470	3764960	8.83
12	Chennai		358490	2321246	15.44
13	Cochin		733003	7021053	10.44
14	Darbhanga		1214944	2502585	48.55
15	Dehradun		0	4842402	0
16	Delhi-1		1521649	14832063	10.26
17	Delhi-2		1351740	9467748	14.28
18	Delhi-3		1950304	12746218	15.3
19	Deoghar		854552	3890341	21.97
20	Gangtok		0	1682429	0
21	Guwahati		524230	4025064	13.02
22	Hyderabad		404361	3257712	12.41
23	Imphal		0	0	0
24	Itanagar		118580	1776721	6.67
25	Jabalpur		359800	2013865	17.87
26	Jaipur		1357985	4951040	27.43
27	Jammu		0	7129937	0
28	Jodhpur		0	1911641	0
29	Jorhat		0	1220095	0
30	Karnal		383340	3143072	12.2
31	Khanna		2391707	5860655	40.81
32	Kohima		417890	2328064	17.95
33	Kolkata		1693251	13074060	12.95
34	Koraput		290180	1696735	17.1
35	Lucknow		1690689	10082602	16.77
36	Madurai		140580	2674434	5.26
37	Mumbai		84606	1490281	5.68
38	Nagpur		1014623	3708917	27.36
39	NOIDA		2299095	13991911	16.43

40	Panaji	324835	2092311	15.53
41	Patna	922740	14824609	6.22
42	Port Blair	92170	2222236	4.15
43	Pune	506840	3980378	12.73
44	Raghunathganj	0	0	0
45	Raipur	228194	2010025	11.35
46	Rajkot	152660	1099939	13.88
47	Ranchi	1595932	9370122	17.03
48	Saharsa	0	4217264	0
49	Shillong	0	1864478	0
50	Shimla	507954	9911553	5.12
51	Siliguri	452540	3153846	14.35
52	Srinagar	2387270	3756242	63.55
53	Trivandrum	431032	4730937	9.11
54	Varanasi	569558	2973964	19.15
55	Vatakara	1290344	3135848	41.15
56	Vijayawada	292530	3042804	9.61
57	Vishakhapatnam	127470	1231266	10.35
	TOTAL	35009176	251009327	13.95

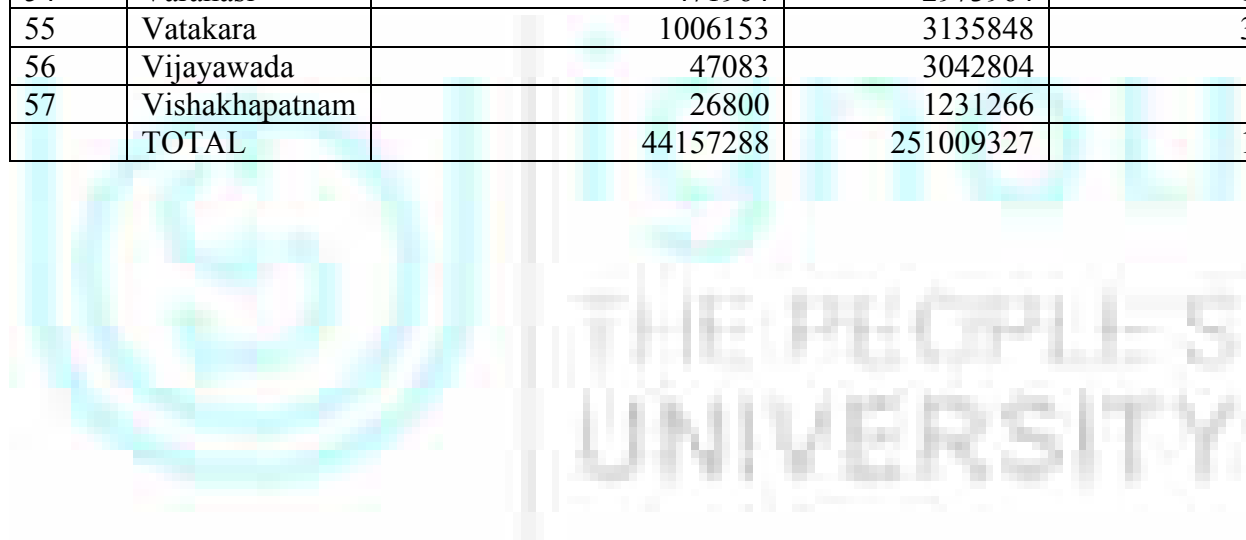




**Table 52** Regional Centre wise expenditure on payment for Counseling, Assignment Evaluation, Practical's etc in May 2023.

S. No.	Regional Centre	LSC/PSC/SSC Payments (Counselling, Assignment Evaluation, Practical's etc)	Expenditure during the month	% of total expenditure of RC
1	Agartala	68389	2413730	2.83
2	Ahmedabad	1114300	6652643	16.75
3	Aizwal	1332953	4261578	31.28
4	Aligarh	0	0	0
5	Angul	121918	2248660	5.42
6	Bangalore	97955	5160300	1.9
7	Bhagalpur	0	695305	0
8	Bhopal	24684	2856995	0.86
9	Bhubaneswar	741826	4191835	17.7
10	Bijapur	0	1502608	0
11	Chandigarh	1710000	3764960	45.42
12	Chennai	0	2321246	0
13	Cochin	0	7021053	0
14	Darbhangha	202978	2502585	8.11
15	Dehradun	303402	4842402	6.27
16	Delhi-1	5444623	14832063	36.71
17	Delhi-2	2425946	9467748	25.62
18	Delhi-3	6657733	12746218	52.23
19	Deoghar	5610	3890341	0.14
20	Gangtok	38110	1682429	2.27
21	Guwahati	925587	4025064	23
22	Hyderabad	60809	3257712	1.87
23	Imphal	0	0	0
24	Itanagar	0	1776721	0
25	Jabalpur	0	2013865	0
26	Jaipur	1119709	4951040	22.62
27	Jammu	902657	7129937	12.66
28	Jodhpur	0	1911641	0
29	Jorhat	15345	1220095	1.26
30	Karnal	0	3143072	0
31	Khanna	299655	5860655	5.11
32	Kohima	224600	2328064	9.65
33	Kolkata	946655	13074060	7.24
34	Koraput	0	1696735	0
35	Lucknow	2461878	10082602	24.42
36	Madurai	0	2674434	0
37	Mumbai	26796	1490281	1.8
38	Nagpur	1138097	3708917	30.69
39	NOIDA	2746781	13991911	19.63


40	Panaji	138017	2092311	6.6
41	Patna	4965371	14824609	33.49
42	Port Blair	5673	2222236	0.26
43	Pune	745631	3980378	18.73
44	Raghunathganj	0	0	0
45	Raipur	493594	2010025	24.56
46	Rajkot	3133	1099939	0.28
47	Ranchi	1595932	9370122	17.03
48	Saharsa	0	4217264	0
49	Shillong	102628	1864478	5.5
50	Shimla	1364789	9911553	13.77
51	Siliguri	0	3153846	0
52	Srinagar	57785	3756242	1.54
53	Trivandrum	1973739	4730937	41.72
54	Varanasi	471964	2973964	15.87
55	Vatakara	1006153	3135848	32.09
56	Vijayawada	47083	3042804	1.55
57	Vishakhapatnam	26800	1231266	2.18
	TOTAL	44157288	251009327	17.59



**Table 53** Regional Centre wise expenditure on the functioning (salaries + counseling, assignments, evaluation) of LSCs in May 2023.

S. No.	Regional Centre	Total expenses on LSCs operations	Expenditure during the month	% of total expenditure of RC
1	Agartala	362299	2413730	15.01
2	Ahmedabad	1660430	6652643	24.96
3	Aizwal	1953573	4261578	45.84
4	Aligarh	0	0	0
5	Angul	403177	2248660	17.93
6	Bangalore	97955	5160300	1.9
7	Bhagalpur	178479	695305	25.67
8	Bhopal	24684	2856995	0.86
9	Bhubaneswar	1765926	4191835	42.13
10	Bijapur	694540	1502608	46.22
11	Chandigarh	2042470	3764960	54.25
12	Chennai	358490	2321246	15.44
13	Cochin	733003	7021053	10.44
14	Darbhangha	1417922	2502585	56.66
15	Dehradun	303402	4842402	6.27
16	Delhi-1	6966272	14832063	46.97
17	Delhi-2	3777686	9467748	39.9
18	Delhi-3	8608037	12746218	67.53
19	Deoghar	860162	3890341	22.11
20	Gangtok	38110	1682429	2.27
21	Guwahati	1449817	4025064	36.02
22	Hyderabad	465170	3257712	14.28
23	Imphal	0	0	0
24	Itanagar	118580	1776721	6.67
25	Jabalpur	359800	2013865	17.87
26	Jaipur	2477694	4951040	50.04
27	Jammu	902657	7129937	12.66
28	Jodhpur	0	1911641	0
29	Jorhat	15345	1220095	1.26
30	Karnal	383340	3143072	12.2
31	Khanna	2691362	5860655	45.92
32	Kohima	642490	2328064	27.6
33	Kolkata	2639906	13074060	20.19
34	Koraput	290180	1696735	17.1
35	Lucknow	4152567	10082602	41.19
36	Madurai	140580	2674434	5.26
37	Mumbai	111402	1490281	7.48
38	Nagpur	2152720	3708917	58.04
39	NOIDA	5045876	13991911	36.06
40	Panaji	462852	2092311	22.12

41	Patna	5888111	14824609	39.72
42	Port Blair	97843	2222236	4.4
43	Pune	1252471	3980378	31.47
44	Raghunathganj	0	0	0
45	Raipur	721788	2010025	35.91
46	Rajkot	155793	1099939	14.16
47	Ranchi	3191864	9370122	34.06
48	Saharsa	0	4217264	0
49	Shillong	102628	1864478	5.5
50	Shimla	1872743	9911553	18.89
51	Siliguri	452540	3153846	14.35
52	Srinagar	2445055	3756242	65.09
53	Trivandrum	2404771	4730937	50.83
54	Varanasi	1041522	2973964	35.02
55	Vatakara	2296497	3135848	73.23
56	Vijayawada	339613	3042804	11.16
57	Vishakhapatnam	154270	1231266	12.53
	TOTAL	79166464	251009327	31.54



## **PART X - Staff Strength**



**Table 54** Regional Centre wise staff strength in May 2023.

S. No.	Regional Centre	Academic Staff	Non Academic Staff	Daily Wage staff Engaged at Regional Centre	Daily Wage staff Engaged at Ware House	Security Guards	Total
1	Agartala	2	6	8	0	3	19
2	Ahmedabad	2	9	5	2	4	22
3	Aizwal	1	6	6	0	0	13
4	Aligarh	1	5	4	0	0	10
5	Angul	1	3	2	0	0	6
6	Bangalore	4	11	6	0	3	24
7	Bhagalpur	2	3	4	0	0	9
8	Bhopal	5	10	6	0	3	24
9	Bhubaneswar	4	7	10	0	6	27
10	Bijapur	2	1	6	0	0	9
11	Chandigarh	3	7	3	0	0	13
12	Chennai	2	8	0	0	3	13
13	Cochin	4	10	5	0	8	27
14	Darbhanga	2	6	7	0	4	19
15	Dehradun	3	10	4	0	0	17
16	Delhi-1	4	13	24	0	9	50
17	Delhi-2	7	16	34	0	5	62
18	Delhi-3	3	10	20	4	0	37
19	Deoghar	3	4	5	0	3	15
20	Gangtok	1	4	5	0	3	13
21	Guwahati	2	9	7	0	3	21
22	Hyderabad	3	11	4	0	3	21
23	Imphal	0	0	0	0	0	0
24	Itanagar	1	2	17	5	3	28
25	Jabalpur	4	4	6	0	6	20
26	Jaipur	3	14	6	0	3	26
27	Jammu	3	2	12	0	6	23
28	Jodhpur	3	4	3	0	3	13
29	Jorhat	1	4	5	0	3	13
30	Karnal	2	10	4	1	3	20
31	Khanna	3	4	11	0	4	22
32	Kohima	2	6	3	0	0	11
33	Kolkata	5	11	10	0	3	29
34	Koraput	4	3	6	0	3	16
35	Lucknow	5	12	5	0	9	31
36	Madurai	2	7	2	1	3	15
37	Mumbai	2	3	8	0	3	16
38	Nagpur	3	5	5	0	3	16
39	NOIDA	4	8	9	3	6	30

40	Panaji	2	2	7	0	3	14
41	Patna	4	14	0	0	4	22
42	Port Blair	1	5	6	0	0	12
43	Pune	3	8	4	0	0	15
44	Raghunathganj	0	1	1	1	1	4
45	Raipur	2	3	9	0	3	17
46	Rajkot	1	3	8	0	0	12
47	Ranchi	3	9	8	0	3	23
48	Saharsa	1	5	8	0	3	17
49	Shillong	3	9	7	0	4	23
50	Shimla	2	5	6	0	2	15
51	Siliguri	1	5	6	0	3	15
52	Srinagar	2	7	6	12	3	30
53	Trivandrum	3	3	11	0	6	23
54	Varanasi	3	7	6	0	3	19
55	Vatakara	2	1	7	0	0	10
56	Vijayawada	2	6	4	0	3	15
57	Vishakhapatnam	1	4	2	0	0	7
	TOTAL	144	365	393	29	162	1093



## **PART XI – Ratio : Expenditure, Enrolment and Staff**





**Table 55** Expenditure – staff ratio in the May 2023

S. No.	Regional Centre	Expenditure during the month	Total staff strength	Ratio
1	Agartala	2413730	19	127038.42
2	Ahmedabad	6652643	22	302392.86
3	Aizwal	4261578	13	327813.69
4	Aligarh	0	10	0
5	Angul	2248660	6	374776.67
6	Bangalore	5160300	24	215012.5
7	Bhagalpur	695305	9	77256.11
8	Bhopal	2856995	24	119041.46
9	Bhubaneswar	4191835	27	155253.15
10	Bijapur	1502608	9	166956.44
11	Chandigarh	3764960	13	289612.31
12	Chennai	2321246	13	178557.38
13	Cochin	7021053	27	260039
14	Darbhanga	2502585	19	131715
15	Dehradun	4842402	17	284847.18
16	Delhi-1	14832063	50	296641.26
17	Delhi-2	9467748	62	152705.61
18	Delhi-3	12746218	37	344492.38
19	Deoghar	3890341	15	259356.07
20	Gangtok	1682429	13	129417.62
21	Guwahati	4025064	21	191669.71
22	Hyderabad	3257712	21	155129.14
23	Imphal	0	0	0
24	Itanagar	1776721	28	63454.32
25	Jabalpur	2013865	20	100693.25
26	Jaipur	4951040	26	190424.62
27	Jammu	7129937	23	309997.26
28	Jodhpur	1911641	13	147049.31
29	Jorhat	1220095	13	93853.46
30	Karnal	3143072	20	157153.6
31	Khanna	5860655	22	266393.41
32	Kohima	2328064	11	211642.18
33	Kolkata	13074060	29	450829.66
34	Koraput	1696735	16	106045.94
35	Lucknow	10082602	31	325245.23
36	Madurai	2674434	15	178295.6
37	Mumbai	1490281	16	93142.56
38	Nagpur	3708917	16	231807.31
39	NOIDA	13991911	30	466397.03
40	Panaji	2092311	14	149450.79

41	Patna	14824609	22	673845.86
42	Port Blair	2222236	12	185186.33
43	Pune	3980378	15	265358.53
44	Raghunathganj	0	4	0
45	Raipur	2010025	17	118236.76
46	Rajkot	1099939	12	91661.58
47	Ranchi	9370122	23	407396.61
48	Saharsa	4217264	17	248074.35
49	Shillong	1864478	23	81064.26
50	Shimla	9911553	15	660770.2
51	Siliguri	3153846	15	210256.4
52	Srinagar	3756242	30	125208.07
53	Trivandrum	4730937	23	205692.91
54	Varanasi	2973964	19	156524.42
55	Vatakara	3135848	10	313584.8
56	Vijayawada	3042804	15	202853.6
57	Vishakhapatnam	1231266	7	175895.14
	Total	251009327	1093	229651.72

**Table 56** Expenditure – enrollment (Fresh) ratio in the May 2023

S. No.	Regional centre	Expenditure during the month	Total Enrollment (Fresh)	Ratio
1	Agartala	2413730	4065	593.78
2	Ahmedabad	6652643	7288	912.82
3	Aizwal	4261578	3597	1184.76
4	Aligarh	0	2275	0
5	Angul	2248660	663	3391.64
6	Bangalore	5160300	10900	473.42
7	Bhagalpur	695305	5712	121.73
8	Bhopal	2856995	6327	451.56
9	Bhubaneswar	4191835	13908	301.4
10	Bijapur	1502608	2237	671.71
11	Chandigarh	3764960	11791	319.31
12	Chennai	2321246	4794	484.2
13	Cochin	7021053	18742	374.62
14	Darbhanga	2502585	13003	192.46
15	Dehradun	4842402	9371	516.74
16	Delhi-1	14832063	43767	338.89
17	Delhi-2	9467748	65996	143.46
18	Delhi-3	12746218	40845	312.06
19	Deoghar	3890341	6333	614.3
20	Gangtok	1682429	2635	638.49
21	Guwahati	4025064	13332	301.91

22	Hyderabad	3257712	6908	471.59
23	Imphal	0	3671	0
24	Itanagar	1776721	4206	422.43
25	Jabalpur	2013865	2536	794.11
26	Jaipur	4951040	11040	448.46
27	Jammu	7129937	21184	336.57
28	Jodhpur	1911641	4787	399.34
29	Jorhat	1220095	5949	205.09
30	Karnal	3143072	37707	83.36
31	Khanna	5860655	14870	394.13
32	Kohima	2328064	2191	1062.56
33	Kolkata	13074060	22376	584.29
34	Koraput	1696735	4369	388.36
35	Lucknow	10082602	11738	858.97
36	Madurai	2674434	3252	822.4
37	Mumbai	1490281	7762	192
38	Nagpur	3708917	3993	928.85
39	NOIDA	13991911	14783	946.49
40	Panaji	2092311	3529	592.89
41	Patna	14824609	37051	400.11
42	Port Blair	2222236	2142	1037.46
43	Pune	3980378	7151	556.62
44	Raghunathganj	0	459	0
45	Raipur	2010025	3394	592.23
46	Rajkot	1099939	1418	775.7
47	Ranchi	9370122	17247	543.29
48	Saharsa	4217264	11460	368
49	Shillong	1864478	5059	368.55
50	Shimla	9911553	27628	358.75
51	Siliguri	3153846	5605	562.68
52	Srinagar	3756242	27926	134.51
53	Trivandrum	4730937	14031	337.18
54	Varanasi	2973964	8474	350.95
55	Vatakara	3135848	19602	159.98
56	Vijayawada	3042804	3068	991.79
57	Vishakhapatnam	1231266	2522	488.21
	TOTAL	251009327	668669	375.39

**Table 57** Enrollment (Fresh) – staff ratio in the May 2023

S. No.	Regional centre	Total Enrollment (Fresh)	Total staff strength	Ratio
1	Agartala	4065	19	213.95
2	Ahmedabad	7288	22	331.27
3	Aizwal	3597	13	276.69
4	Aligarh	2275	10	227.5
5	Angul	663	6	110.5
6	Bangalore	10900	24	454.17
7	Bhagalpur	5712	9	634.67
8	Bhopal	6327	24	263.62
9	Bhubaneswar	13908	27	515.11
10	Bijapur	2237	9	248.56
11	Chandigarh	11791	13	907
12	Chennai	4794	13	368.77
13	Cochin	18742	27	694.15
14	Darbhanga	13003	19	684.37
15	Dehradun	9371	17	551.24
16	Delhi-1	43767	50	875.34
17	Delhi-2	65996	62	1064.45
18	Delhi-3	40845	37	1103.92
19	Deoghar	6333	15	422.2
20	Gangtok	2635	13	202.69
21	Guwahati	13332	21	634.86
22	Hyderabad	6908	21	328.95
23	Imphal	3671	0	#NUM!
24	Itanagar	4206	28	150.21
25	Jabalpur	2536	20	126.8
26	Jaipur	11040	26	424.62
27	Jammu	21184	23	921.04
28	Jodhpur	4787	13	368.23
29	Jorhat	5949	13	457.62
30	Karnal	37707	20	1885.35
31	Khanna	14870	22	675.91
32	Kohima	2191	11	199.18
33	Kolkata	22376	29	771.59
34	Koraput	4369	16	273.06
35	Lucknow	11738	31	378.65
36	Madurai	3252	15	216.8
37	Mumbai	7762	16	485.12
38	Nagpur	3993	16	249.56
39	NOIDA	14783	30	492.77
40	Panaji	3529	14	252.07
41	Patna	37051	22	1684.14

42	Port Blair	2142	12	178.5
43	Pune	7151	15	476.73
44	Raghunathganj	459	4	114.75
45	Raipur	3394	17	199.65
46	Rajkot	1418	12	118.17
47	Ranchi	17247	23	749.87
48	Saharsa	11460	17	674.12
49	Shillong	5059	23	219.96
50	Shimla	27628	15	1841.87
51	Siliguri	5605	15	373.67
52	Srinagar	27926	30	930.87
53	Trivandrum	14031	23	610.04
54	Varanasi	8474	19	446
55	Vatakara	19602	10	1960.2
56	Vijayawada	3068	15	204.53
57	Vishakhapatnam	2522	7	360.29
	TOTAL	668669	1093	611.77



## **PART XII – Use of Digital Media Platforms by Regional Centres**



**Table 58** Regional Centre wise Digital Media Platforms used

S. No.	Regional Centre	Digital Media Platforms used by the Regional Centre/LSC for Online Meetings & Academic Counselling
1.	Agartala	Google Meet, WhatsApp
2.	Ahmedabad	Google Meet, Zoom, Facebook, Youtube, Twitter, WhatsApp
3.	Aizwal	Google Meet, Zoom, Facebook, Youtube, Twitter, WhatsApp, Telegram and Instagram
4.	Angul	Google Meet, Zoom, Facebook, Youtube, Twitter
5.	Aligarh	Google Meet
6.	Bangalore	Google Meet
7.	Bhagalpur	Google Meet, Zoom, Facebook, Youtube, Twitter, WhatsApp, INSTAGRAM
8.	Bhopal	Google Meet, Zoom, Facebook, Youtube, Twitter, WhatsApp, Instagram
9.	Bhubaneswar	Google Meet
10.	Bijapur	Google Meet, Zoom, Facebook, Youtube, TEACHMINT WEBEX
11.	Chandigarh	Google Meet, Facebook
12.	Chennai	Google Meet
13.	Cochin	Google Meet, Facebook, Youtube, Twitter, Webex
14.	Darbhanga	Google Meet
15.	Dehradun	Google Meet, Zoom, Facebook, Youtube, Twitter, WhatsApp, Telegram, Instagram
16.	Delhi-1	Facebook, Youtube, Twitter
17.	Delhi-2	Google Meet, Zoom, Facebook
18.	Delhi-3	Google Meet, Zoom
19.	Deoghar	Google Meet, Zoom, Facebook, Youtube, Twitter
20.	Gangtok	Google Meet, Facebook, Youtube, Twitter, WhatsApp, EMAILS
21.	Guwahati	Google Meet, Zoom, Facebook, Youtube, Twitter, WhatsApp, Instagram
22.	Hyderabad	Google Meet, Youtube, Twitter, WhatsApp
23.	Imphal	Google Meet, Zoom, Facebook, Youtube, Twitter, WhatsApp, Telegram
24.	Itanagar	Google Meet, Zoom
25.	Jabalpur	Google Meet, WhatsApp, JioChat and JioMeet
26.	Jaipur	Google Meet, Zoom, Facebook, Youtube, Twitter, WhatsApp
27.	Jammu	Google Meet, Facebook, Youtube, Twitter, WhatsApp
28.	Jodhpur	Google Meet, Zoom, Facebook, Youtube, Twitter, WhatsApp, TELEGRAM CHANEL
29.	Jorhat	Google Meet, Zoom, Facebook, Youtube, Twitter, WhatsApp, Telegram
30.	Karnal	Google Meet, Zoom, Facebook, Youtube, Twitter, WhatsApp
31.	Khanna	Google Meet, Youtube
32.	Kohima	Google Meet
33.	Kolkata	Google Meet, Zoom, Facebook, Youtube, Twitter
34.	Koraput	Google Meet, Zoom, Facebook, Youtube, Twitter, WhatsApp
35.	Lucknow	Google Meet, Zoom, Facebook, Youtube, Twitter, WhatsApp
36.	Madurai	Google Meet
37.	Mumbai	Google Meet, Zoom, Facebook, Youtube, Twitter, WhatsApp, TELEGRAM
38.	Nagpur	Google Meet, Zoom, Facebook, Youtube, Twitter, WhatsApp, Instagram, Telegram
39.	NOIDA	Google Meet, Zoom, MS Teams
40.	Panaji	Google Meet

41.	Patna	Google Meet, Zoom, Facebook, Youtube, Twitter, WhatsApp, Instagram and Telegram
42.	Port Blair	Google Meet, Facebook, Youtube, Twitter
43.	Pune	0
44.	Raghunathganj	Google Meet, Zoom, Facebook, Youtube, Twitter
45.	Raipur	Google Meet, Zoom
46.	Rajkot	Google Meet, Zoom, Facebook, Youtube, Twitter, WhatsApp
47.	Ranchi	Google Meet, Zoom, Facebook, Youtube, Twitter, WhatsApp, Telegram
48.	Saharsa	Google Meet
49.	Shillong	Google Meet, Zoom, Facebook, Youtube, Twitter, WhatsApp, Telegram
50.	Shimla	Google Meet, CISCO Webex
51.	Siliguri	Google Meet
52.	Srinagar	Google Meet
53.	Trivandrum	Google Meet, Zoom, Facebook, Youtube, Twitter, WhatsApp
54.	Varanasi	Google Meet, Facebook, Youtube, Twitter, WhatsApp, Telegram
55.	Vatakara	Google Meet, Facebook, Youtube, Twitter, WhatsApp
56.	Vijayawada	Google Meet, Zoom, Facebook, Youtube, WhatsApp
57.	Vishakhapatnam	Google Meet, Zoom, Facebook, Youtube, Twitter





**Table 59** Regional Centre wise links of Facebook Page

S. No.	Regional Centre	Link of the RC Facebook Page
1.	Agartala	<a href="https://www.facebook.com/rcagartala">https://www.facebook.com/rcagartala</a>
2.	Ahmedabad	<a href="https://www.facebook.com/RC-Ahmedabad-IGNOU-104110155535759">https://www.facebook.com/RC-Ahmedabad-IGNOU-104110155535759</a>
3.	Aizwal	<a href="https://www.facebook.com/ignouaizawlofficial">https://www.facebook.com/ignouaizawlofficial</a>
4.	Aligarh	<a href="https://www.facebook.com/IGNOUALIGARHRC">https://www.facebook.com/IGNOUALIGARHRC</a>
5.	Angul	<a href="https://www.facebook.com/ignourcAngul">https://www.facebook.com/ignourcAngul</a>
6.	Bangalore	<a href="https://www.facebook.com/rcbangalore.ignou.ac.in">https://www.facebook.com/rcbangalore.ignou.ac.in</a>
7.	Bhagalpur	<a href="https://www.facebook.com/RCBhagalpur1">https://www.facebook.com/RCBhagalpur1</a>
8.	Bhopal	<a href="https://www.facebook.com/IGNOU-RC-Bhopal-106097091982988">https://www.facebook.com/IGNOU-RC-Bhopal-106097091982988</a>
9.	Bhubaneswar	<a href="https://www.facebook.com/IGNOURCBBSR/">https://www.facebook.com/IGNOURCBBSR/</a>
10.	Bijapur	<a href="https://www.facebook.com/ignou.bijapur.9">https://www.facebook.com/ignou.bijapur.9</a>
11.	Chandigarh	<a href="https://www.facebook.com/RCCHD">https://www.facebook.com/RCCHD</a>
12.	Chennai	<a href="https://www.facebook.com/profile.php?id=100043317313767">https://www.facebook.com/profile.php?id=100043317313767</a>
13.	Cochin	<a href="https://www.facebook.com/IGNOURegionalCentreCochin/">https://www.facebook.com/IGNOURegionalCentreCochin/</a>
14.	Darbhanga	<a href="https://www.facebook.com/ignourcdarbhanga/">https://www.facebook.com/ignourcdarbhanga/</a>
15.	Dehradun	<a href="https://www.facebook.com/IGNOU-RC-Dehradun-105070502276672">https://www.facebook.com/IGNOU-RC-Dehradun-105070502276672</a>
16.	Delhi-1	<a href="https://www.facebook.com/ignourcdelhi1">https://www.facebook.com/ignourcdelhi1</a>
17.	Delhi-2	<a href="https://www.facebook.com/ignourc2">https://www.facebook.com/ignourc2</a>
18.	Delhi-3	<a href="https://www.facebook.com/rcdelhi3">https://www.facebook.com/rcdelhi3</a>
19.	Deoghar	<a href="https://www.facebook.com/IGNOU-Regional-Centre-Deoghar-103524659069716/">https://www.facebook.com/IGNOU-Regional-Centre-Deoghar-103524659069716/</a>
20.	Gangtok	<a href="https://www.facebook.com/rcgangtok737102">https://www.facebook.com/rcgangtok737102</a>
21.	Guwahati	<a href="https://www.facebook.com/ignou.guwahati">https://www.facebook.com/ignou.guwahati</a>
22.	Hyderabad	<a href="https://www.facebook.com/ignou.Rch/ignou.hyderabadregionalcentre">www.facebook.com/ignou.Rch/ignou.hyderabadregionalcentre</a>
23.	Imphal	<a href="https://www.facebook.com/ignou.imphalrc">https://www.facebook.com/ignou.imphalrc</a>
24.	Itanagar	<a href="https://www.facebook.com/rcitanagarignou">facebook.com/rcitanagarignou</a> <a href="https://www.facebook.com/IGNOU-RC-Itanagar-100523476057676">https://www.facebook.com/IGNOU-RC-Itanagar-100523476057676</a>
25.	Jabalpur	<a href="https://www.facebook.com/ignourc.jabalpur.7">https://www.facebook.com/ignourc.jabalpur.7</a>
26.	Jaipur	<a href="https://www.facebook.com/OfficialpageRCJaipur">https://www.facebook.com/OfficialpageRCJaipur</a>
27.	Jammu	<a href="https://www.facebook.com/ignouregionalcenterjammu/">https://www.facebook.com/ignouregionalcenterjammu/</a>
28.	Jodhpur	<a href="https://www.facebook.com/jodhpurre">https://www.facebook.com/jodhpurre</a>
29.	Jorhat	<a href="https://www.facebook.com/IGNOU.Regional.Centre.Jorhat">https://www.facebook.com/IGNOU.Regional.Centre.Jorhat</a>
30.	Karnal	<a href="http://facebook.com/rckarnal10/">http://facebook.com/rckarnal10/</a>
31.	Khanna	<a href="https://www.facebook.com/ignoukhanna">https://www.facebook.com/ignoukhanna</a>
32.	Kohima	<a href="https://www.facebook.com/profile.php?id=100078183912435">https://www.facebook.com/profile.php?id=100078183912435</a>
33.	Kolkata	<a href="https://www.facebook.com/IGNOUKolkataOfficial">www.facebook.com/IGNOUKolkataOfficial</a>
34.	Koraput	<a href="https://www.facebook.com/IGNOU-RC-Koraput-112158028062844">https://www.facebook.com/IGNOU-RC-Koraput-112158028062844</a>
35.	Lucknow	Ignou RC Lucknow
36.	Madurai	<a href="https://www.facebook.com/ignou.rcmadurai.1">https://www.facebook.com/ignou.rcmadurai.1</a>
37.	Mumbai	<a href="https://www.facebook.com/ignourcmumbai/">https://www.facebook.com/ignourcmumbai/</a>
38.	Nagpur	<a href="http://www.facebook.com/NagpurRC">http://www.facebook.com/NagpurRC</a>
39.	NOIDA	<a href="https://www.facebook.com/IGNOURCNOIDA">https://www.facebook.com/IGNOURCNOIDA</a>
40.	Panaji	<a href="https://www.facebook.com/08RCPANAJI">https://www.facebook.com/08RCPANAJI</a>
41.	Patna	<a href="https://www.facebook.com/ignourcpatna05">https://www.facebook.com/ignourcpatna05</a> , <a href="https://www.facebook.com/IGNOURCP">https://www.facebook.com/IGNOURCP</a>
42.	Port Blair	<a href="https://www.facebook.com/ignourportblair">https://www.facebook.com/ignourportblair</a>
43.	Pune	<a href="https://www.facebook.com/rc.pune.12/">https://www.facebook.com/rc.pune.12/</a>

44.	Raghunathganj	<a href="https://www.facebook.com/IGNOURaghunathganj">https://www.facebook.com/IGNOURaghunathganj</a>
45.	Raipur	<a href="https://www.facebook.com/ignouraipur.raipurcg">https://www.facebook.com/ignouraipur.raipurcg</a>
46.	Rajkot	<a href="https://www.facebook.com/IGNOURegionalCentreRajkot">https://www.facebook.com/IGNOURegionalCentreRajkot</a>
47.	Ranchi	<a href="https://www.facebook.com/ignou32ranchi/">https://www.facebook.com/ignou32ranchi/</a>
48.	Saharsa	<a href="https://www.facebook.com/profile.php?id=100014288821331">https://www.facebook.com/profile.php?id=100014288821331</a> <a href="https://www.facebook.com/rcsaharsa">https://www.facebook.com/rcsaharsa</a>
49.	Shillong	<a href="https://www.facebook.com/IGNOUshillong/">https://www.facebook.com/IGNOUshillong/</a>
50.	Shimla	<a href="https://www.facebook.com/ignouregionalcentreshimla/">https://www.facebook.com/ignouregionalcentreshimla/</a> & <a href="https://www.facebook.com/ignourcshimlalive/">https://www.facebook.com/ignourcshimlalive/</a>
51.	Siliguri	<a href="https://www.facebook.com/ignourc.siliguri.9">https://www.facebook.com/ignourc.siliguri.9</a>
52.	Srinagar	<a href="https://www.facebook.com/IgnouRegionalCentreSrinagar">https://www.facebook.com/IgnouRegionalCentreSrinagar</a>
53.	Trivandrum	<a href="https://www.facebook.com/ignourctvmofficial/?ref=pages_you_manage">https://www.facebook.com/ignourctvmofficial/?ref=pages_you_manage</a>
54.	Varanasi	<a href="https://www.facebook.com/ignouvns">https://www.facebook.com/ignouvns</a>
55.	Vatakara	<a href="https://www.facebook.com/IGNOU-Regional-Centre-Vatakara-100220378198817/">https://www.facebook.com/IGNOU-Regional-Centre-Vatakara-100220378198817/</a>
56.	Vijayawada	<a href="https://www.facebook.com/profile.php?id=100083559002878">https://www.facebook.com/profile.php?id=100083559002878</a>
57.	Vishakhapatnam	<a href="https://www.facebook.com/IGNOUVisakhapatnam/">https://www.facebook.com/IGNOUVisakhapatnam/</a>



ignou  
THE PEOPLES  
UNIVERSITY

**Table 60** Regional Centre wise usage of Facebook in MAY 2023

S. No.	Regional Centre	Number of Posts on the RC Facebook Page for the month	Total Number of Likes on the RC Facebook Page	Total Number of followers of the RC Facebook Page
1.	Agartala	11	1300	1600
2.	Ahmedabad	36	355	398
3.	Aizwal	7	992	1361
4.	Aligarh	97	162	183
5.	Angul	25	45	2400
6.	Bangalore	110	1047	1167
7.	Bhagalpur	344	955	1244
8.	Bhopal	10	809	1000
9.	Bhubaneswar	57	1269	2297
10.	Bijapur	50	135	366
11.	Chandigarh	119	14891	19450
12.	Chennai	17	41	58
13.	Cochin	4	14000	18000
14.	Darbhanga	34	143	54
15.	Dehradun	52	442	901
16.	Delhi-1	22	22800	26886
17.	Delhi-2	55	5800	7500
18.	Delhi-3	71	4300	9919
19.	Deoghar	11	275	287
20.	Gangtok	32	3780	4189
21.	Guwahati	47	2034	7300
22.	Hyderabad	32	798	3900
23.	Imphal	0	0	0
24.	Itanagar	0	398	727
25.	Jabalpur	52	34	317
26.	Jaipur	67	3100	3600
27.	Jammu	30	1900	2700
28.	Jodhpur	53	197	1663
29.	Jorhat	12	4000	4500
30.	Karnal	110	3700	4700
31.	Khanna	19	4500	5396
32.	Kohima	5	340	607
33.	Kolkata	71	6300	7300
34.	Koraput	55	506	672
35.	Lucknow	125	5023	5400
36.	Madurai	84	338	3868
37.	Mumbai	90	8590	10040
38.	Nagpur	291	124	1544
39.	NOIDA	383	2037	2704
40.	Panaji	25	1212	1500
41.	Patna	14	3000	3500
42.	Port Blair	32	965	1040
43.	Pune	4	2	2500
44.	Raghunathganj	4	5	13
45.	Raipur	16	288	197

46.	Rajkot	100	151	385
47.	Ranchi	67	1495	1832
48.	Saharsa	37	1700	6900
49.	Shillong	27	1000	2202
50.	Shimla	77	3855	4613
51.	Siliguri	12	229	1389
52.	Srinagar	18	570	45204
53.	Trivandrum	29	3300	3700
54.	Varanasi	108	4700	6032
55.	Vatakara	88	4855	6100
56.	Vijayawada	120	148	1251
57.	Vishakhapatnam	23	86	746
	TOTAL	3491	145021	255302



**Table 61** Regional Centre wise Twitter Handles and their links.

S. No.	Regional Centre	RC Twitter Handle:	Link of the RC Twitter Account:
1.	Agartala	@RcagartalaS	<a href="https://twitter.com/RcagartalaS">https://twitter.com/RcagartalaS</a>
2.	Ahmedabad	@centre_ignou	<a href="https://twitter.com/centre_ignou">https://twitter.com/centre_ignou</a>
3.	Aizwal	@IGNOUAizawl	<a href="https://twitter.com/IGNOUAizawl">https://twitter.com/IGNOUAizawl</a>
4.	Aligarh	IGNOUALIGARHRC	<a href="http://twitter.com/AligarhRc">http://twitter.com/AligarhRc</a>
5.	Angul	<a href="https://twitter.com@IgnourcAngul">https://twitter.com@IgnourcAngul</a>	<a href="https://twitter.com@IgnourcAngul">https://twitter.com@IgnourcAngul</a>
6.	Bangalore	@IgnouBangalore	<a href="https://twitter.com/ignoubangalore">https://twitter.com/ignoubangalore</a>
7.	Bhagalpur	@BhagalpurRc	<a href="https://twitter.com/BhagalpurRc">https://twitter.com/BhagalpurRc</a>
8.	Bhopal	@ignou_rcbhopal	@ignou_rcbhopal
9.	Bhubaneswar	IGNOU- Bhubaneswar@rcbhubaneswar	<a href="https://twitter.com/rcbhubaneswar">https://twitter.com/rcbhubaneswar</a>
10.	Bijapur	IgnouB	<a href="https://twitter.com/IgnouB">https://twitter.com/IgnouB</a>
11.	Chandigarh	@chandigarh_rc	<a href="https://twitter.com/chandigarh_rc">https://twitter.com/chandigarh_rc</a>
12.	Chennai	@RCCHENNAI1	<a href="https://twitter.com/RCCHENNAI1">https://twitter.com/RCCHENNAI1</a>
13.	Cochin	@IGNOU RC Cochin	<a href="https://twitter.com/ignou_rc_cochin?lang=en">https://twitter.com/ignou_rc_cochin?lang=en</a>
14.	Darbhanga	@rc_ignou	<a href="https://twitter.com/rc_ignou">https://twitter.com/rc_ignou</a>
15.	Dehradun	@DehradunIgnou	<a href="https://twitter.com/DehradunIgnou">https://twitter.com/DehradunIgnou</a>
16.	Delhi-1	@IGNOURCDELHI1	<a href="https://twitter.com/IGNOURCDELHI1">https://twitter.com/IGNOURCDELHI1</a>
17.	Delhi-2	IGNOU Regional Centre Delhi-2.	@ignou_2.
18.	Delhi-3	@ignourcdelhi3	<a href="https://twitter.com/ignourcdelhi3">https://twitter.com/ignourcdelhi3</a>
19.	Deoghar	ARVIND MANOJ KUMAR SINGH	<a href="https://twitter.com/search?q=%40rcdeoghar&amp;src=typed_query&amp;f=top">https://twitter.com/search?q=%40rcdeoghar&amp;src=typed_query&amp;f=top</a>
20.	Gangtok	@EntryRc	<a href="://twitter.com/EntryRc">://twitter.com/EntryRc</a>
21.	Guwahati	@GuwahatiIgnou	<a href="https://twitter.com/GuwahatiIgnou?t=kMcFcAtI76N1EdJJbrU0Dw&amp;s=09">https://twitter.com/GuwahatiIgnou?t=kMcFcAtI76N1EdJJbrU0Dw&amp;s=09</a>
22.	Hyderabad	@IGNOU Hyderabad	<a href="https://twitter.com/IGNOU_Hyderabad">https://twitter.com/IGNOU_Hyderabad</a>
23.	Imphal	Ignou Imphal	<a href="http://twitter.com/Ignou_Imphal">http://twitter.com/Ignou_Imphal</a>
24.	Itanagar	@ItanagarRc	<a href="https://twitter.com/ItanagarRC">https://twitter.com/ItanagarRC</a>
25.	Jabalpur	@IGNOURCJABALPUR	<a href="https://twitter.com/ignourcjabalpur">https://twitter.com/ignourcjabalpur</a>
26.	Jaipur	IGNOU RC Jaipur @ IgnouRc	<a href="https://twitter.com/IgnouRc">https://twitter.com/IgnouRc</a>
27.	Jammu	@ignourcjammu	<a href="https://twitter.com/ignourcjammu">https://twitter.com/ignourcjammu</a>
28.	Jodhpur	@IgnouJodhpur	<a href="https://twitter.com/IgnouJodhpur">https://twitter.com/IgnouJodhpur</a>
29.	Jorhat	: @ignou_jorhat_37	<a href="https://mobile.twitter.com/ignou_jorhat_37">https://mobile.twitter.com/ignou_jorhat_37</a>
30.	Karnal	@karnal_rc	<a href="https://twitter.com/karnal_rc">https://twitter.com/karnal_rc</a>
31.	Khanna	@ignourckhanna	<a href="https://twitter.com/ignourckhanna">https://twitter.com/ignourckhanna</a>
32.	Kohima	0	<a href="https://twitter.com/kohima_rc">https://twitter.com/kohima_rc</a>
33.	Kolkata	@IGNOUKolkata	<a href="www.twitter.com/IGNOUKolkata">www.twitter.com/IGNOUKolkata</a>
34.	Koraput	<a href="https://twitter.com/KoraputRc">https://twitter.com/KoraputRc</a>	<a href="https://twitter.com/KoraputRc">https://twitter.com/KoraputRc</a>
35.	Lucknow	@ignoulucknow	<a href="https://twitter.com/IGNOULucknow">https://twitter.com/IGNOULucknow</a>
36.	Madurai	@ignourcmadurai	<a href="https://twitter.com/IGNOU-Madurai">https://twitter.com/IGNOU-Madurai</a>
37.	Mumbai	@ignoumumbai	<a href="https://twitter.com/ignoumumbai?s=08">https://twitter.com/ignoumumbai?s=08</a>
38.	Nagpur	IGNOU RC NAGPUR @ NagpurRC	<a href="https://twitter.com/indira_rc/">https://twitter.com/indira_rc/</a>
39.	NOIDA	@rcnoida	<a href="https://twitter.com/rcnoida">https://twitter.com/rcnoida</a>
40.	Panaji	@RcPanaji	<a href="https://twitter.com/RcPanaji">https://twitter.com/RcPanaji</a>
41.	Patna	@ignourcpatna	<a href="https://twitter.com/ignourcpatna">https://twitter.com/ignourcpatna</a>
42.	Port Blair	@IGNOUPortBlair	<a href="https://www.twitter.com/IGNOUPortblair">https://www.twitter.com/IGNOUPortblair</a>

43.	Pune	@IgnouPune	<a href="https://twitter.com/IgnouPune">https://twitter.com/IgnouPune</a>
44.	Raghunathganj	@rcraghunathganj	<a href="https://twitter.com/rcraghunathganj">https://twitter.com/rcraghunathganj</a>
45.	Raipur	@IGNOURaipurRc	<a href="https://twitter.com/@IGNOURaipurRc">https://twitter.com/@IGNOURaipurRc</a>
46.	Rajkot	@IGNOU RC Rajkot	<a href="https://twitter.com/IGNOU RC Rajkot">https://twitter.com/IGNOU RC Rajkot</a>
47.	Ranchi	@32ranchi	<a href="https://twitter.com/32rcranchi">https://twitter.com/32rcranchi</a>
48.	Saharsa	@IgnouSaharsa	<a href="https://twitter.com/IgnouSaharsa/with_replies?lang=en">https://twitter.com/IgnouSaharsa/with_replies?lang=en</a>
49.	Shillong	IGNOU RC SHILLONG	<a href="https://twitter.com/ignourcshillong">https://twitter.com/ignourcshillong</a>
50.	Shimla	@IgnouShimla	<a href="https://www.twitter.com/IgnouShimla">https://www.twitter.com/IgnouShimla</a>
51.	Siliguri	0	<a href="https://twitter.com/IGNOURCSILIGUR1">https://twitter.com/IGNOURCSILIGUR1</a>
52.	Srinagar	IGNOU RC SRINAGAR KASHMIR	@IGNOURCSRINAGAR
53.	Trivandrum	@rctrivandru1	<a href="https://twitter.com/Ignoutrivandru1">https://twitter.com/Ignoutrivandru1</a>
54.	Varanasi	@IGNOUVaranasi	<a href="https://twitter.com/IGNOUVaranasi">https://twitter.com/IGNOUVaranasi</a>
55.	Vatakara	@IVatakara	<a href="https://twitter.com/IVatakara">https://twitter.com/IVatakara</a>
56.	Vijayawada	IGNOU RC VIJAYAWADA	<a href="https://twitter.com/RcIgnou">https://twitter.com/RcIgnou</a>
57.	Vishakhapatnam	IGNOU RC, Visakhapatnam	IGNOU RC, Visakhapatnam



**Table 62** Regional Centre wise usage of Twitter in May 2023

S. No.	Regional Centre	Number of posts on Twitter for the month	Total Number of followers of the RC Twitter handle
1.	Agartala	10	76
2.	Ahmedabad	36	247
3.	Aizwal	15	94
4.	Aligarh	89	111
5.	Angul	25	258
6.	Bangalore	110	623
7.	Bhagalpur	5630	386
8.	Bhopal	12	656
9.	Bhubaneswar	9	1241
10.	Bijapur	50	395
11.	Chandigarh	42	599
12.	Chennai	32	1114
13.	Cochin	3	674
14.	Darbhanga	33	148
15.	Dehradun	92	902
16.	Delhi-1	14	1708
17.	Delhi-2	56	4973
18.	Delhi-3	102	1246
19.	Deoghar	13	164
20.	Gangtok	32	201
21.	Guwahati	47	949
22.	Hyderabad	32	728
23.	Imphal	0	0
24.	Itanagar	1	225
25.	Jabalpur	12	399
26.	Jaipur	59	989
27.	Jammu	30	610
28.	Jodhpur	21	25
29.	Jorhat	10	692
30.	Karnal	40	1257
31.	Khanna	42	975
32.	Kohima	5	15
33.	Kolkata	68	867
34.	Koraput	0	232
35.	Lucknow	38	2802
36.	Madurai	164	245
37.	Mumbai	105	3137
38.	Nagpur	252	1077
39.	NOIDA	371	2049

40.	Panaji	30	79
41.	Patna	14	2962
42.	Port Blair	29	66
43.	Pune	2	617
44.	Raghunathganj	0	0
45.	Raipur	9	203
46.	Rajkot	134	713
47.	Ranchi	17	1354
48.	Saharsa	21	243
49.	Shillong	8	295
50.	Shimla	26	317
51.	Siliguri	13	88
52.	Srinagar	16	1013
53.	Trivandrum	60	994
54.	Varanasi	18	820
55.	Vatakara	27	147
56.	Vijayawada	76	379
57.	Vishakhapatnam	23	560
	TOTAL	8225	43939

THE PEOPLES  
UNIVERSITY



**Table 63** Regional Centre wise links of Youtube Channel

S. No.	Regional Centre	Link of the RC Youtube page:
1	Agartala	<a href="https://www.youtube.com/channel/UCMTj-G3rbjA5jClqC3DMuqw">https://www.youtube.com/channel/UCMTj-G3rbjA5jClqC3DMuqw</a>
2	Ahmedabad	<a href="https://www.youtube.com/channel/UCsQoiYAC4N91yYCPFWQKj2Q/featured">https://www.youtube.com/channel/UCsQoiYAC4N91yYCPFWQKj2Q/featured</a>
3	Aizwal	<a href="https://www.youtube.com/c/ignouaizawl">https://www.youtube.com/c/ignouaizawl</a>
4	Aligarh	<a href="https://www.youtube.com/channel/UC_iHluqavc1mkkanZQCI9EQ">https://www.youtube.com/channel/UC_iHluqavc1mkkanZQCI9EQ</a>
5	Bangalore	: <a href="https://www.youtube.com/channel/UCI_csaWUlln-w34jb3jN6RA">https://www.youtube.com/channel/UCI_csaWUlln-w34jb3jN6RA</a>
6	Bhagalpur	<a href="https://www.youtube.com/channel/UCyYpLIW-PVxAnAt0DjgfP5w">https://www.youtube.com/channel/UCyYpLIW-PVxAnAt0DjgfP5w</a>
7	Bhopal	<a href="https://www.youtube.com/channel/UCnKaOo4fwCtnPeqf0Hz2n7A">https://www.youtube.com/channel/UCnKaOo4fwCtnPeqf0Hz2n7A</a>
8	Bhubaneswar	<a href="https://www.youtube.com/channel/UCRHjPp9G-0RBR2IStfsIqBQ">https://www.youtube.com/channel/UCRHjPp9G-0RBR2IStfsIqBQ</a>
9	Bijapur	<a href="https://www.youtube.com/channel/UCq61ZIGvMap0hfPCIp0ba2A">https://www.youtube.com/channel/UCq61ZIGvMap0hfPCIp0ba2A</a>
10	Chandigarh	<a href="https://www.youtube.com/channel/UChAhidlahOaZKU9RjhbUcjQ">https://www.youtube.com/channel/UChAhidlahOaZKU9RjhbUcjQ</a>
11	Chennai	<a href="https://www.youtube.com/channel/UCgV22TOD7nhCfBgyU42sx5rQ">https://www.youtube.com/channel/UCgV22TOD7nhCfBgyU42sx5rQ</a>
12	Cochin	<a href="https://www.youtube.com/channel/UCJ3Yy8UXX3NnaFPeDXycMgQ">https://www.youtube.com/channel/UCJ3Yy8UXX3NnaFPeDXycMgQ</a>
13	Darbhanga	<a href="https://www.youtube.com/channel/UC5irL5vwTMNutzTVIAbVP4w">https://www.youtube.com/channel/UC5irL5vwTMNutzTVIAbVP4w</a>
14	Dehradun	<a href="https://www.youtube.com/channel/UCYr2p0BoA-OSaJPPwT_qnA">https://www.youtube.com/channel/UCYr2p0BoA-OSaJPPwT_qnA</a>
15	Delhi-1	<a href="https://www.youtube.com/c/IGNOURCDELHI1-07">https://www.youtube.com/c/IGNOURCDELHI1-07</a>
16	Delhi-2	IGNOU Regional Centre Delhi-2
17	Delhi-3	<a href="https://www.youtube.com/channel/UCB_4cA0tCfeQttOywwkkGHA">https://www.youtube.com/channel/UCB_4cA0tCfeQttOywwkkGHA</a>
18	Deoghar	<a href="https://www.youtube.com/channel/UCeFg6FMlb5GBrUM0C05hFbg">https://www.youtube.com/channel/UCeFg6FMlb5GBrUM0C05hFbg</a>
19	Gangtok	<a href="https://www.youtube.com/channel/UCBaZgKrComCdFSwAUHLFAIA">https://www.youtube.com/channel/UCBaZgKrComCdFSwAUHLFAIA</a>
20	Guwahati	<a href="https://youtube.com/channel/UCiWlhVRWaXiziqeat-flI6w">https://youtube.com/channel/UCiWlhVRWaXiziqeat-flI6w</a>
21	Hyderabad	<a href="https://www.youtube.com/rchyderabad">https://www.youtube.com/rchyderabad</a>
22	Imphal	<a href="https://www.youtube.com/channel/UCxFE6hc26FDkn-mNMvjutBw">https://www.youtube.com/channel/UCxFE6hc26FDkn-mNMvjutBw</a>
23	Itanagar	<a href="https://www.youtube.com/channel/UDE1736RXZlBkzaHeiKK184">https://www.youtube.com/channel/UDE1736RXZlBkzaHeiKK184</a>
24	Jabalpur	<a href="https://www.youtube.com/user/IGNOUjabalpur">https://www.youtube.com/user/IGNOUjabalpur</a>
25	Jaipur	<a href="https://www.youtube.com/c/rcjaipurignou23">https://www.youtube.com/c/rcjaipurignou23</a>
26	Jammu	<a href="https://www.youtube.com/channel/UCLEx1yiX4Aa5ioDOdsmaRkg">https://www.youtube.com/channel/UCLEx1yiX4Aa5ioDOdsmaRkg</a>
27	Jodhpur	<a href="https://www.youtube.com/channel/UC8axcSrvR3BZRSPHbW8QQWA">https://www.youtube.com/channel/UC8axcSrvR3BZRSPHbW8QQWA</a>
28	Jorhat	<a href="https://www.youtube.com/channel/UCuULhycO6VQmJqA3GWfaJ1A">https://www.youtube.com/channel/UCuULhycO6VQmJqA3GWfaJ1A</a>
29	Karnal	<a href="https://www.youtube.com/channel/UCQLy1RYq_vll1yAWI96C6Qg">https://www.youtube.com/channel/UCQLy1RYq_vll1yAWI96C6Qg</a>
30	Khanna	<a href="https://www.youtube.com/channel/UCLOKEx3Qek9LwSvyClx5j-Q">https://www.youtube.com/channel/UCLOKEx3Qek9LwSvyClx5j-Q</a>
31	Kohima	<a href="https://www.youtube.com/channel/UCTgXVEb1VbHGXAwxNSQCT2g">https://www.youtube.com/channel/UCTgXVEb1VbHGXAwxNSQCT2g</a>
32	Kolkata	<a href="http://www.youtube.com/c/IGNOURCKolkataOfficial">www.youtube.com/c/IGNOURCKolkataOfficial</a>
33	Koraput	<a href="https://www.youtube.com/channel/UC6x_6rT1b-b7g0lb7o1BuIQ/featured">https://www.youtube.com/channel/UC6x_6rT1b-b7g0lb7o1BuIQ/featured</a>
34	Lucknow	<a href="https://www.youtube.com/channel/UCaeD75ucKWeeKVmW_AUWAYg">https://www.youtube.com/channel/UCaeD75ucKWeeKVmW_AUWAYg</a>
35	Madurai	<a href="https://www.youtube.com/channel/UCPpO0bWJRRxEIuTF83swbVw">https://www.youtube.com/channel/UCPpO0bWJRRxEIuTF83swbVw</a>
36	Mumbai	<a href="https://www.youtube.com/channel/UCxjWrq2oZYJe_cCb6oW2XuA">https://www.youtube.com/channel/UCxjWrq2oZYJe_cCb6oW2XuA</a>
37	Nagpur	<a href="http://www.youtube.com/IGNOUNAGPUR">www.youtube.com/IGNOUNAGPUR</a>
38	NOIDA	<a href="https://www.youtube.com/channel/UC1DIpdo414DaHQwAFdoaffQ">https://www.youtube.com/channel/UC1DIpdo414DaHQwAFdoaffQ</a>
39	Panaji	<a href="https://www.youtube.com/channel/UCChfJnu7NJTxl1rz6F0nZS9w">https://www.youtube.com/channel/UCChfJnu7NJTxl1rz6F0nZS9w</a>
40	Patna	<a href="https://www.youtube.com/IGNOURCPatna05">https://www.youtube.com/IGNOURCPatna05</a>

41	Port Blair	<a href="https://www.youtube.com/channel/UC6JN19_wRe83WxTD_kntW3Q">https://www.youtube.com/channel/UC6JN19_wRe83WxTD_kntW3Q</a>
42	Pune	<a href="https://youtube.com/channel/UCWY_PKDE8TW-q8xtghmEheA">https://youtube.com/channel/UCWY_PKDE8TW-q8xtghmEheA</a>
43	Raghunathganj	<a href="http://www.youtube.com/channel/UC5jlojY8alRqXaOHR-sRDfg">www.youtube.com/channel/UC5jlojY8alRqXaOHR-sRDfg</a>
44	Raipur	<a href="https://www.youtube.com/channel/UCebuUcDvbr2oz-zNKtgKzwm">https://www.youtube.com/channel/UCebuUcDvbr2oz-zNKtgKzwm</a>
45	Rajkot	<a href="https://www.youtube.com/channel/UC6pVAhGJa0M3IZ4iACw4dsg">https://www.youtube.com/channel/UC6pVAhGJa0M3IZ4iACw4dsg</a>
46	Ranchi	<a href="https://www.youtube.com/c/rcranchi32">https://www.youtube.com/c/rcranchi32</a>
47	Saharsa	<a href="https://www.youtube.com/channel/UChNklI_fvaPrWhM30F2OsFw">https://www.youtube.com/channel/UChNklI_fvaPrWhM30F2OsFw</a>
48	Shillong	<a href="https://www.youtube.com/channel/UCe2e93Yt7QlfmUylwB1uRww">https://www.youtube.com/channel/UCe2e93Yt7QlfmUylwB1uRww</a>
49	Shimla	<a href="https://youtube.com/channel/UCzXXy5G9oAV3sb2QKF8HAFw">https://youtube.com/channel/UCzXXy5G9oAV3sb2QKF8HAFw</a> <a href="https://youtube.com/channel/UCtA7FTkL94QqfoKdQ5Vo4zQ">https://youtube.com/channel/UCtA7FTkL94QqfoKdQ5Vo4zQ</a>
50	Siliguri	<a href="https://www.youtube.com/channel/UCYage4DOztDzl6aNOOA-c7Q">https://www.youtube.com/channel/UCYage4DOztDzl6aNOOA-c7Q</a>
51	Srinagar	IGNOU RC SRINAGAR (Kashmir)
52	Trivandrum	<a href="https://www.youtube.com/channel/UCMRjn36VfmRIUSbs5GovBtg">https://www.youtube.com/channel/UCMRjn36VfmRIUSbs5GovBtg</a>
53	Varanasi	<a href="https://www.youtube.com/channel/UCFIBOXl2MARPjSjbxvA0QYg">https://www.youtube.com/channel/UCFIBOXl2MARPjSjbxvA0QYg</a>
54	Vatakara	<a href="https://www.youtube.com/c/RegionalCentreVatakara/videos">https://www.youtube.com/c/RegionalCentreVatakara/videos</a>
55	Vijayawada	<a href="https://www.youtube.com/channel/UCvlhyqNIHmxvxpIOxj41pQ">https://www.youtube.com/channel/UCvlhyqNIHmxvxpIOxj41pQ</a>
56	Vishakhapatnam	<a href="https://www.youtube.com/c/RCVIsakhapatnam">https://www.youtube.com/c/RCVIsakhapatnam</a>



**Table 64** Regional Centre wise usage of Youtube

S. No.	Regional Centre	Number of posts on Youtube during the month	Total Number of subscribers of the RC Youtube channel:
1.	Agartala	1	98
2.	Ahmedabad	0	129
3.	Aizwal	7	869
4.	Aligarh	0	471
5.	Angul	0	0
6.	Bangalore	73	895
7.	Bhagalpur	0	149
8.	Bhopal	10	787
9.	Bhubaneswar	75	1339
10.	Bijapur	0	255
11.	Chandigarh	0	1015
12.	Chennai	3	85
13.	Cochin	37	8090
14.	Darbhangha	0	245
15.	Dehradun	0	1031
16.	Delhi-1	0	3160
17.	Delhi-2	0	194
18.	Delhi-3	1	2357
19.	Deoghar	0	12
20.	Gangtok	1	308
21.	Guwahati	0	1340
22.	Hyderabad	2	198
23.	Imphal	0	0
24.	Itanagar	0	159
25.	Jabalpur	0	781
26.	Jaipur	1	1500
27.	Jammu	3	566
28.	Jodhpur	0	1676
29.	Jorhat	0	1540
30.	Karnal	1	1100
31.	Khanna	0	1658
32.	Kohima	0	151
33.	Kolkata	6	0
34.	Koraput	0	57
35.	Lucknow	29	1635
36.	Madurai	0	206
37.	Mumbai	11	5150
38.	Nagpur	3	2590
39.	NOIDA	2	4502

40.	Panaji	0	272
41.	Patna	4	2380
42.	Port Blair	0	13
43.	Pune	0	3079
44.	Raghunathganj	0	0
45.	Raipur	0	12
46.	Rajkot	1	257
47.	Ranchi	3	3456
48.	Saharsa	1	216
49.	Shillong	0	130
50.	Shimla	4	1572
51.	Siliguri	0	51
52.	Srinagar	2	506
53.	Trivandrum	1	7840
54.	Varanasi	1	3817
55.	Vatakara	16	16300
56.	Vijayawada	5	644
57.	Vishakhapatnam	1	559
	TOTAL	305	87402



*Annexure I Other Events organized by the RC*



## Other Events at the Regional Centers

### Bhubaneswar

#### Conduct of Extended Contact Programme for PGDHE Program from 4<sup>th</sup> May to 13<sup>th</sup> May, 2023

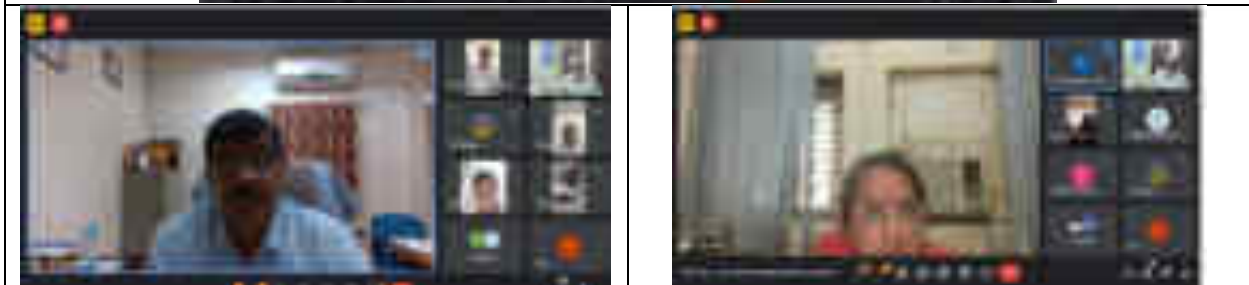
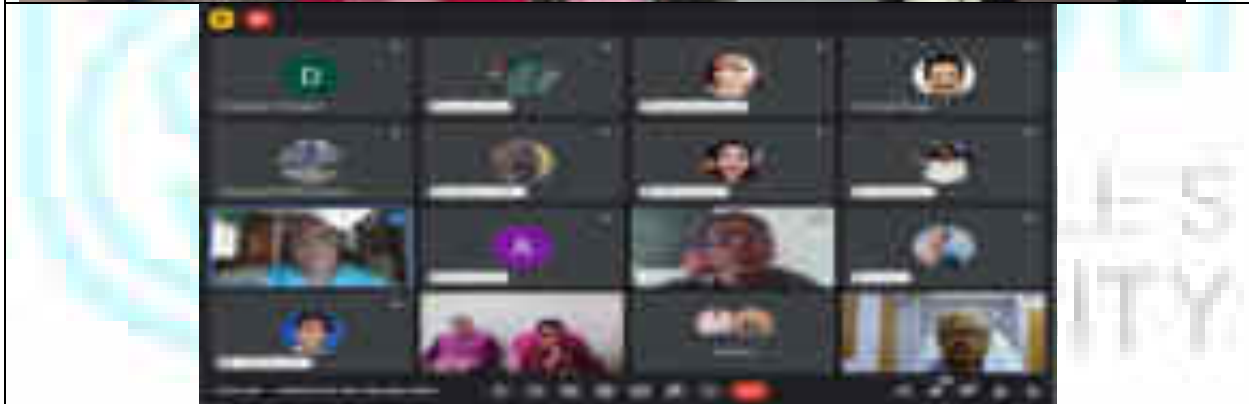
Regional Centre, Bhubaneswar was allotted 20 Regional Centres for conduct of ECP from 4<sup>th</sup> May to 13<sup>th</sup> May, 2023. Accordingly, the concerned Regional Directors were requested to submit the data of PGDHE students for the last four years who have not attended ECP so far. We received a total of 407 data from 21 Regional Centres including Bhubaneswar. A Google form was created to take consent from the students to attend the workshop from 4<sup>th</sup> to 13<sup>th</sup> May, 2023. All students were intimated through e-mail and SMS to give their consent in the Google form so that necessary arrangements could be made at the Regional Centre for their participation. Till the start of the ECP only 188 students had given their consent through Google form and only **87 students participated** in the ECP for the entire ten days.

The programme started from 10 AM on 4<sup>th</sup> May, 2023 with registration and introduction of ECP by the School faculty. Director, SOE, Prof. C B Sharma, the programme coordinator of PGDHE, Dr. Poonam Bhusan, Dr. S K Tripathy, Sr. Regional Director, Dr. B C Nanda, Deputy Director and Dr. S K Panigrahi, Deputy Director of RC Bhubaneswar were present in the inaugural session. Everyday there were four sessions (2 pre-lunch sessions and 2 post-lunch sessions). Most of the sessions were taken by the faculties of SOE. A few sessions were given to the local resource persons. To submit the reports on various activities by the participants, date wise Google links were created and the students have submitted their reports through the links. The reports have been downloaded at this end and now evaluation of the same is taking place. Once the evaluation is completed, the complete award list will be prepared and sent to IGNOU Headquarters for incorporation in the grade cards of the students.

### Bijapur

1. Lab Activities conducted for BSCG Learners at LSC – 1324, Basaveshwara Science College, Bagalkot on 23<sup>rd</sup> May 2023.
2. B.Ed. Workshop-I Valedictory at LSC – 1352PB.V.V. Sangha's College of Education, Bagalkot. Dr.A. Varadarajan, Regional Director participated as resource person in concluding session and reviewed the 12days workshop also highlighted the ongoing

admission process through promotional activities in various departments of B.V.V. Sangha's College of Education, Bagalkot.



MASSOL Induction meeting 02 03.05.2023



A Coordinators Meet jointly organized with RSD and Regional Center Bijapur on 24<sup>th</sup> May 2023 at 10.00am to 11.00am. Dr.U.C.Pandey, Director, RSD, IGNOU, New Delhi delivered the open remarks and followed by feedback from all LSC's. Dr.Hema Pant, RSD has actively took part in suggesting few promotional activities at LSC level. Dr.A.Varadarajan, Regional Director has summarized and highlighted some of the operating local issues. Dr.B.N.Devendra, ARD and Shri.J.Thirumurugan, AR were also coordinated the entire programme.





## Darbhanga

*Viva-Voce of Mini Projects, Orientation Programme, Induction Meeting, and Innovation Club*

1. Viva-voce of Mini Projects (MCS044) submitted at RC Darbhanga for MCA learners conducted by LSC 0504 in Virtual Mode on 09/05/2023.



2. Induction Meeting organized at LSC 0504, B R A Bihar University, Muzaffarpur in Offline Mode on 13/05/2023 for the learners admitted in January 2023 Session



3. Induction Meeting organized at LSC 46026, Kamla Rai College, Gopalganj and LSC 46036, S M D Degree College, Gopalganj in Offline Mode on 14/05/2023 for the learners admitted in January 2023 Session.



4. Induction Meeting organized at LSC 46019P, Krishi Vigyan Kendra, Pupri, Sitamarhi in Offline Mode on 18/05/2023 for the learners admitted in January 2023 Session.




5. Induction Meeting organized at LSC 46025, in Offline Mode on 19/05/2023 for the learners admitted in January 2023 Session.



6. Induction Meeting organized at LSC 0565, M J K College, Bettiah and LSC 46020, K C T C College, Raxaul in Offline Mode on 21/05/2023 for the learners admitted in January 2023 Session.



7. Orientation Programme organized by RC Darbhanga in Virtual Mode on 22/05/2023 for the Centre Superintendent of Exam Centre for Term End Examination June 2023.



8. Innovation Club of RC Darbhanga organized a talk on “**Role of Innovation in Educational Administration and Effective Student Support Services**” on 23/05/2023 in the Regional Centre. Keynote Speaker Prof. (Dr.) Sandeep Tiwari, Principal, Darbhanga College of Engineering was present in this programme.



9. Online Orientation Programme for Part Time Functionaries of LSC jointly organized by RC Patna, Darbhanga and Bhagalpur on 26/05/2023 regarding discussion of Administration and Accounts related matters.



10. Induction Meeting organized at LSC 0522, C M College, Darbhanga in Offline Mode on 28/05/2023 for the learners admitted in January 2023 Session.



11. Online Orientation Programme organized on 30/05/2023 for Centre Superintendent of Exam Centres for Term End Examination June 2023.



12. Induction Meeting organized at LSC 0551, Samastipur College, Samastipur in Offline Mode on 30/05/2023 for the learners admitted in January 2023 Session.



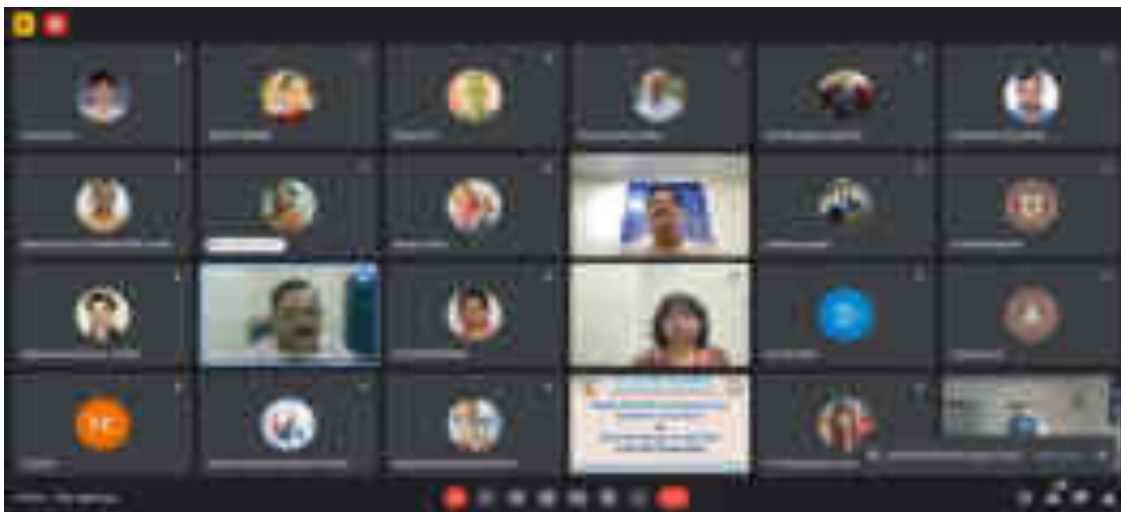
13. Induction Meeting organized at LSC 0557, R K College, Madhubani in Offline Mode on 30/05/2023 for the learners admitted in January 2023 Session.



14. Induction Meeting organized at LSC 0566, S R K Goenka College, Sitamarhi in Online Mode on 30/05/2023 for the learners admitted in January 2023 Session.



15. IGNOU RC Patna, Bhagalpur and Darbhanga are jointly organized an Online Orientation Programme on 31/05/2023 for Academic Counsellors on teaching through Assignments.



Dehradun



**IGNOU Regional Centre Dehradun**  
**"समस्याएं आपकी - समाधान हमारा " (SASH)**  
**Grievance Redressal Zoom Meeting (Twice a week)**

Dear All

You May be aware that since the days of COVID Pandemic in 2020, IGNOU Regional Centre Dehradun has been conducting Zoom Meetings to resolve learners' queries.

IGNOU Learners or anyone who has any query or grievances related to IGNOU, s/he May join the meeting. Officers/Staff members of the Regional Centre will be available in the meeting to resolve your queries.

In order to make the process more effective, we have revised schedule of the meeting as below. Now it will be conducted 2 times a week: **Tuesday** and **Friday**.

**Revised Schedule of "समस्याएं आपकी - समाधान हमारा " (SASH) meetings is as below:**

<b>Day</b>	<b>Time</b>
Every Tuesday	4pm to 4:40pm
Every Friday	12noon to 12:40pm

**Link to join the meeting:**

<https://us04web.zoom.us/j/2833882594?pwd=azJMV0pIeUZ1bzYvNGllcHRWVHJzQT09>

**Or** <https://bit.ly/3mQGBlt>

**Meeting ID: 283 388 2594**

**Passcode: 123**

**(Same link for all meetings)**

**QR Code of the Meeting Link →**



When you join the Meeting, please keep yourself muted. Write your Name, Programme Name, Enrollment Number in the Chat Box. We will take queries in the sequence of the Chat Box. Open your mic (microphone) and camera, when we call your name for interaction.

With best wishes!  
**Regional Director**  
IGNOU Regional Centre, Dehradun

**Delhi 2**

***IGNOU's PARTICIPATION IN NATIONAL TECHNOLOGY WEEK***

Indira Gandhi National Open university (IGNOU) participated as a member of Ministry of Education (MoE) -Institute Innovation Council to display the achievements of IGNOU- IIC in the Ministry of Education (MoE) and AICTE pavilion during the National Technology Week celebration from 11th to 14th May 2023 at PragatiMaidan (Hall no 5 & 4), New Delhi. Dr. Rita Chauhan, Assistant Regional Director, IGNOU RC Delhi-2 and Dr.VikasSinghal, Assistant Regional Director , IGNOU RC Delhi- 1 as the member of IGNOU-IIC participated in the event and displayed the banner on achievements of IGNOU-IIC prepared by NCIDE, IGNOU in MOE-IIC Pavilion.

The event was inaugurated by the Hon'ble Prime Minister of India , Shri Narendra Modi Ji on 11th May 2023, which is National Technology Day. This day is celebrated annually to commemorate the successful nuclear detonation tests in May 1998. The theme for National Technology Day 2023



is 'School to Startups-Igniting Young Minds to Innovate". He also laid foundation stone for multiple scientific projects having worth more than Rs 5,800 crore in various parts of India in virtual mode. Hon'ble PM, Shri Narendra Modi also released commemorative stamp and coin on 25th National Technology Day with theme to make the nation Viksit and Aatmanirbhar.

The Hall 5 have exhibitors from various government departments such as Atal Innovation Mission, NITI AAYOG, Ministry of Science and Technology, Defence Research and Development Organisation, Department of Space and ISRO, Department of Atomic Energy, Council of Scientific & Industrial Research, Department of Biotechnology, Ministry of Earth Science, Ministry of Earth Science, Department of Telecommunication, Ministry of Electronics and Information Technology, Department for Promotion of Industry and Internal Trade and Ministry of Education- All India Council for Technical Education (AICTE

The MOE -AICTE pavilion has more than 8 tracks such as IP Clinic, mentoring round, investors' pitch and a digital pavilion that will highlight its innovation and startup policy initiatives. About 60 innovations and start-ups funded by MoE&AICTE are being demonstrated in the MOE-AICTE pavilion. The technical sessions related to experiential learning tracks such as IDEA lab, knowledge track are also being organised in MOE-AICTE pavilion to motivate innovation/startup storytelling ecosystems among the visitors.

#### **ACTION PHOTOGRAPHS**



Interaction with Students at national Technology Week as faculty from IGNOU-Innovation Cell



**Visit of AICTE Chairman, to IGNOU-IIC Stall at PragatiMaidan on 12/05/2023**

### **Training programme to Part time functionaries for LSC-0725**

Dr. Rita Chauhan visited LSC-0725, Department of Paediatrics, Lady Hardinge Medical College, New Delhi on 22/05/2023 to provide training to newly appointed PIC, Dr. Anju Seth as well as other staff at the hospital. Prof. T.K. Jena, Programme Coordinator, SOHS HQ informed about the revised PGMCH programme. He also provided training about the contact sessions and skill development required for PGDMCH programme. Dr. Rita Chauhan as well as Prof T.K. Jena interacted with faculties from Department of Community Medicine



Interaction of Dr. T.K. Jena and Dr. Rita Chauhan with Dr. Anju Seth, PIC, LSC-0725

**Training programme to Part time functionaries for LSC-29058**

Dr. Shyni Duggal, Dr. D.P. Singh and Dr. Rita Chauhan, ARDs of RC Delhi-2 visited LSC-29058, Zakir Hussain college (Morning) on 3<sup>rd</sup> May 2023 for training of newly appointed part time functionaries of LSC-29058 regarding conduct of theory and practical counselling sessions of B.Sc and MSC Environmental Science programme.



Interaction with Coordinator and part time functionaries of LSC-29058



Training of Coordinator and part time functionaries of LSC-29058

**VISIT TO LSC-29052 HANSRAJ COLLEGE**

Dr. Amit Srivastava, Dr. Rita Chauhan, Dr. A. Rahman visited LSC-29052 Hansraj College on 26<sup>th</sup> May 2023. The academics met with Prof. Rama, Principal, Hansraj



College, Dr. Sushil Kumar Coordinator of LSC-29052. Various issues regarding the re-opening of functional of LSC-29052 was discussed and explored for its resolution.

### **Visits to LSC LSC -29058, 29064**

As per the direction of the Regional Director I/c , Dr Meena Singh, ARD, RC Delhi-2 along with Dr.Shyni Duggal, ARD, RC Delhi-2 had visited LSC -29058, 29064 and shri Guru Tegh Bahadur Khalsa College, University of Delhi on 23.06.23 for different purpose.

**1.Student Support Centre-29058,Zakir Husain College University Of Delhi:** Dr Meena Singh and Dr Shyni Duggal had visited at LSC-29058,Zakir Hussain College, University of Delhi for the monitoring of MSCENV practical examination at the centre. We both interacted with the students and academic counselors of the Program. Also, Interacted with students and addressed their queries.During the visit examination was conducted smoothly.Glimpses of the visit are attached with this Report.

**2. Student Support Centre-29064, Hindu College University Of Delhi:** Dr MeenaSingh,ARD,RC Delhi-2 along with Dr Shyni Duggal had visited Student Support Centre-29064, Hindu College, University of Delhi for meeting with The Coordinator of the Centre and Proposed supporting staff of the LSC.In the meeting we have discussed various matters of the Study Centre like: Planning of Induction Meeting for the New Learners,conducting MSCEVS Practicals,appointment of Supporting staff at LSC,Activation of BSCG at the Centre etc.We have also give a brief orientation to the staff. A few glimpses of the visit are attached with this Report.

**3. Sri Guru Tegh Bahadur KhalsaCollege,University of Delhi:** Dr MeenaSingh,ARD, rc Delhi-2 and Dr Shyni Duggal is Visited Sri Guru Tegh Bahadur KhalsaCollege,University of Delhi for the Meeting with the Principal of College for the exploring the possibility of establishment of LSC in the college premises.We have met the principal (Dr Jaswinder Singh),Vice Principal and other faculty of the college and discussed all the modalities,norms of the opening the IGNOU Centre. I have shared all the profarma of the Establishment, and also gave a brief about how to apply for the Academic Counsellor on the Academic Counsellors Portal. A few glimpses of the visit are attached with this report.



With Coordinator and staff of LSC-29064, Hindu College, University Of Delhi.



With Coordinator and staff of LSC-29064, Hindu College, University Of Delhi.




Visit for Monitoring of PRACTICAL EXAMINATION of MSCEVS at LSC-29058

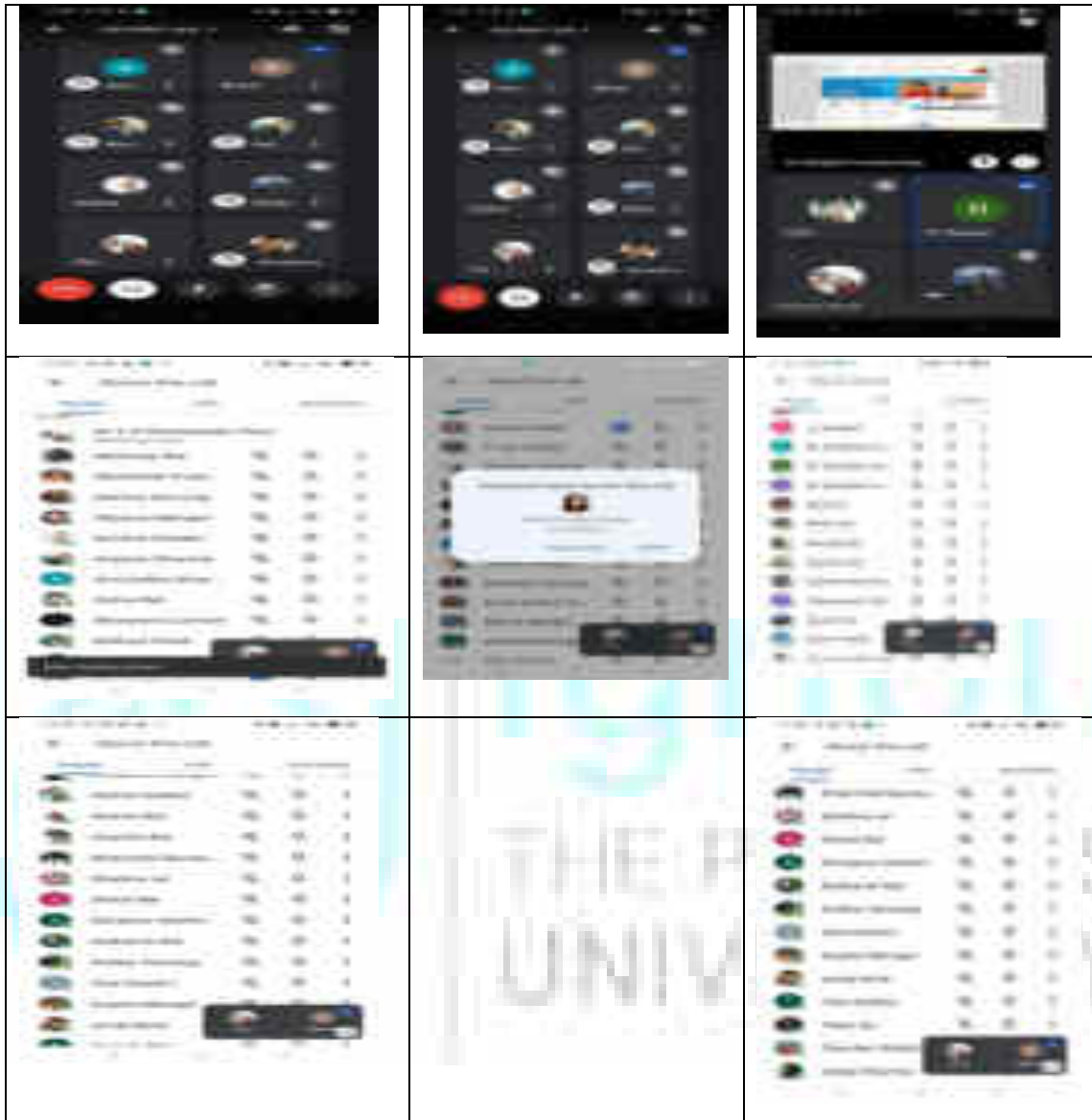


Meeting with officials of Sri Guru Tegh Bhadur Khalsa College, University of Delhi.

## Gangtok

- 1. Report: Induction for January-2023 session at LSC-2404R on 10<sup>th</sup> May, 2023-** The induction meet for fresh admission January 2023 batch was carried out through Google meet App on online mode on 10/05/2023 at 5PM evening conducted by Dr.C.P. Khatiwada, Coordinator 2404 LSC. The total numbers of participants were 62 learners. The induction meet was started by speaker Dr. C.P. Khatiwada, and highlighted on importance of IGNOU, Validation of results, Gyan Darshan TV Channel, existing Diploma, UG and PG academics programmes on 2404 study centre, and evaluation systems etc. After that, the speaker Mr. Devendra Chhetri, Assistant Coordinator was heighted on the topic of admission and re-registration. Then, the Mr. Binod Chettri, assistant speak on the topic of details about assignments. Then, Mr. Durga Prasad Sharma, assistant talked about the credit system of existed diploma, UG, and PG courses on 2404 IGNOU study centre. Then, Regional Director, Dr. Yonna Bhutia, talked about the overall ideas and sum off the all talked. Open session for learner was handled by Director Sir, IGNOU staffs 24 Gangtok and functionary of 2404 study centre. Then, Mr. Jyoti Prakash Mehant, Data Entry Operator also showed the how to transfer Study centre and change the address of learner through IGNOU portal. Finally, Dr. C.P. Khatiwada had given vote of thanks and wind off the session. Few screenshots of the meet are;





2. **Report: Induction for January-2023 session at LSC-2420R on 13<sup>th</sup> May, 2023-** An Induction Meet for the learners enrolled in the January, 2023 session under LSC-2420R was held on 13<sup>th</sup> May, 2023 at IGNOU Study Centre, Dept of Commerce, Barad Sadam, Sikkim University, 5<sup>th</sup> Mile, Tadong. The Regional Director Dr. Yonah Bhutia attended the meet and facilitated as Resource person from RC Gangtok. The Coordinator Prof .S.S Mahapatra of LSC-2420R sensitized the learners about various aspects of ODL programme under IGNOU and also apprised them about their important responsibilities as a learner. Only a few learners attended the meet the Induction meet. The meet was successful in its desired objectives.



## **Jaipur**

### *1. Annual Coordinators meeting on 27.05.2023*

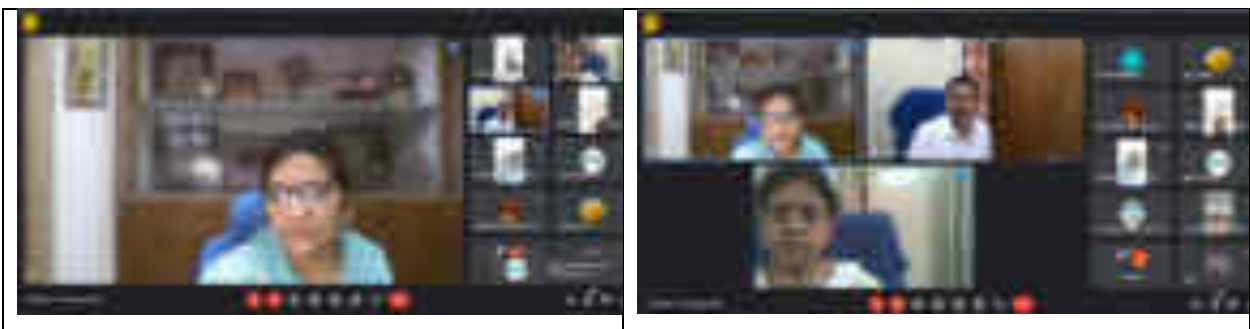
Annual Meeting of Coordinators of LSCs of Regional Centre, Jaipur was organized at Indira Gandhi Panchayati Raj Sansthan, Jaipur on 27.05.2023. The Chief Guest for the meeting was Sh. Gopal Ram Birda, Additional Commissioner, Commissionerate of College Education, Govt. of Rajasthan, and Guest of Honour was Dr. Lalita Yadav, Innovation Cell, Commissionerate of College Education, Govt. of Rajasthan. Dr. U.C. Pandey, Director, RSD also addressed the meeting virtually through Google Meet from IGNOU HQs. Dr. Mamta Bhatia, Sr. Regional Director gave the welcome address and briefed about the activities of RC Jaipur. Dr. U.C. Pandey, Director, RSD also joined the meeting virtually and addressed the Coordinators and the staff of Regional Centre in the inaugural session. Dr. Pandey advised the Coordinators to provide better student support services to the learners as the University is now moving towards online learning. The Coordinators will also need to be more technically sound for managing day-to-day activities and the smooth running of the LSCs. He also emphasized on timely transmission of practical's and assignment awards for timely declaration of the learners' results. Sh. Gopal Ram Birda motivated the gathering and appreciated the IGNOU study material which was being used by all even for competitive exams. Dr. Lalita Yadav also addressed the participants and wished to revive the Skill Development project between IGNOU and CCE, Govt. of Rajasthan. The E-Newsletter for the period January to April 2023 of RC Jaipur was released on the occasion. All Academic and Administrative Staff Members of RC Jaipur were also present in the meeting.





## 2. *Orientation programme of Exam Centre Superintendent*

An Online Orientation programme of Exam Centre Superintendent of IGNOU Exam Centres under RC Jaipur for Term End Examination June, 2023 was organized on 30.05.2023 through online platform Google Meet. Dr. Mamta Bhatia, Sr. Regional Director, addressed all Exam Centre Superintendents about norms, instructions, guidelines, seating plan, delivery of question paper packets, answer copies. All Exam Centre Superintendent of IGNOU Exam Centres under RC Jaipur attended the meeting and raised their queries on Term End Examination June, 2023. Dr. Mamta Bhatia gave answers to all queries raised by the Exam Centre Superintendents. Sh. Sher Singh, Assistant Regional Director also addressed queries raised by the Exam Centre Superintendents for Term End Examination June, 2023. Dr. Indu Ravi, Assistant Regional Director and Dr. Pawan Kumar, Assistant Registrar were also present in the meeting.



3. Activity under Unnat Bharat Abhiyaan at adopted village Singwada, Dausa on 17.05.2023

Sh. Sher Singh, ARD visited adopted village Singwada, Dausa on 17.05.2023 under Unnat Bharat Abhiyaan activity. A meeting with Sarpanch and ward members at Singwada Dausa was also organized for Village Survey and Family Survey under Unnat Bharat Abhiyaan.



### **Jammu**

*Meeting of Coordinators'/Programme Incharges' of LSCCs under RC Jammu held in online mode on 23.05.2023.*

In accordance with the schedule and directions of your worthy office disseminated to the RCs vide email dated April 19, 2023, Regional Centre Jammu organized a virtual Coordinators'/Programme In charges' meeting on 23.05.2023 from 10:30AM onwards. Dr. U.C. Pandey, Director RSD, Dr. Hema Pant, Dr. Jayesh Patel, and Dr. Shweta Singh from the Regional Services Division were present during the meeting virtually.

Dr. Sandeep Gupta, RD I/C (on leave), Dr. Asha Gupta, RD I/C and Dr. Vikram Singh, ARD from the Regional Centre and around Twenty Coordinators and Programme In charges of LSCs under RC Jammu participated in the meeting virtually.

Several queries raised by the coordinators about activation of new programmes, empanelment of Academic Counsellors, creation of WhatsApp groups for information dissemination among the students, use of Radio and Gyan Vani in border areas, organizing admission awareness programmes and seeking help of local Panchayat Institutions, etc were discussed in the meeting.

The Action Taken Reports about Promotional Strategies adopted for July 2023 admission session shall be obtained by the concerned Coordinators and Programme Incharges in different intervals. A roadmap is being prepared in coordination with the LSCs to make productive efforts to enhance the enrollment at the RC within a specified time limit.

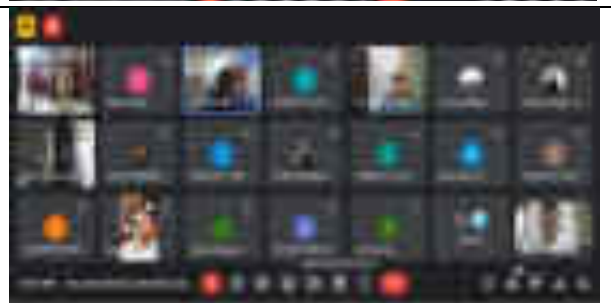
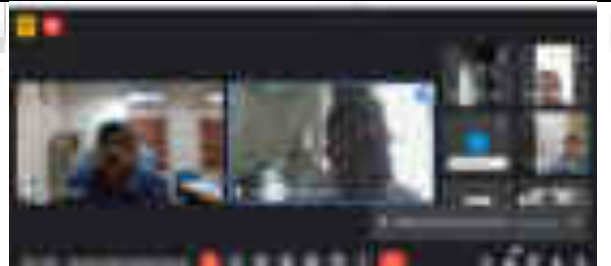
Some of the issues raised by certain Coordinators regarding evaluation of assignments, conduct of practicals for practical oriented courses, activation of Examination Centres, etc are being investigate by the respective Committees at RC level for future course of action.








The FLYER of the meeting



Screenshots taken during the meeting



## Jodhpur





S.No.	Activity	Name of Academic	Photo/Link
1.	Induction Meet at 88053, Jodhpur 07/05/2023	Dr. Ajay Vardhan Acharya, RD	
2.	Ward Parikrama Plan Under Employment camp at Ward No. 11, Pratapnagar, Jodhpur 31/05/23	Dr. Ajay Vardhan Acharya, RD	
3.	Unnat Bharat Meeting at Salawas Vilalge on 06/05/2023	Dr. Ajay Vardhan Acharya, RD	
4.	Guidance & Counseling of Girls Learner for Balika Durasth Shiksha Yojana for July 2022 & January 2023 (RR & Fresh) on 02/05/2023	Dr. Muakhtyar Ali, ARD	
5.	59 <sup>th</sup> Weekly Online Student Grievance Redressal Camp & live Problem solved (Every Wednesday through Google Meet) on 03/05/2023 in this Grievance Camp 21 queries were solved	Dr. Muakhtyar Ali, ARD & Dr. Rupali Srivastava ARD	




6.	Publicity & Promotion of IGNOU Fees Support Scheme for July 2023 Session 04/05/2023	Dr. Muakhtyar Ali, ARD	<a href="https://www.facebook.com/photo/?fbid=2205800626275916&amp;set=a.444031182452878">https://www.facebook.com/photo/?fbid=2205800626275916&amp;set=a.444031182452878</a>
7.	इसू अध्ययन केन्द्र- 2304 ओंकारमल सोमानी कॉलेज, जोधपुर में आयोजित कार्यक्रम	Dr. Muakhtyar Ali, ARD	
8.	60 Weekly Online Student Grievance Redressal Camp & live Problem solved( Every Wednesday through Google Meet ) on 10/05/2023 in this Grievance Camp 34 queries were solved.	Dr. Muakhtyar Ali, ARD & Dr. Rupali Srivastava ARD	
9.	28th Online Student Grievance Redressal Camp through Face book live Guidance & Counselling for 10+2 students, Opportunity if Foreign Language related Programme, Re-Registration for July-2023 session, Balika Durasth Shiksha Yojana, Fees Support of SC/ST July-2023 session, Guideline for Conduct Written Examination for the Person	Dr. Muakhtyar Ali, ARD	<a href="https://www.facebook.com/jodhpurrc/videos/1013195476510999/">https://www.facebook.com/jodhpurrc/videos/1013195476510999/</a>




	with Disabilities (DIVYANGJAN) on 12/05/2023		
10	Promotion of IGNOU Fresh Admission for July 2023 Session on 15/05/2023	Dr. Muakhtyar Ali, ARD	
11	Monitoring of BSCG practical Examination at LSC- 88008 Mahila PG Mahavidyalay, Jodhpur on 15/05/2023	Dr. Muakhtyar Ali, ARD	
12	Online Coordinators Meeting IGNOU Regional Centre Jodhpur, Rajasthan, has organized an online coordinators meeting on 15th May 2023.	Dr. Ajay Vardhan Acharya, RD (I/C), Dr. Muakhtyar Ali, ARD & Dr. Rupali Srivastava ARD	
13	इग्नू अध्ययन केन्द्र- 88019 महिला शिक्षक प्रशिक्षण महाविद्यालय, जोधपुर में बीएड कार्यक्रम की 12 दिवसीय कार्यशाला के उदघाटन सत्र का आयोजन (17 मई, 2023) इसमें 56 विद्यार्थी भाग ले रहे हैं।	Dr. Ajay Vardhan Acharya, RD (I/C), Dr. Muakhtyar Ali, ARD	


14	61 Weekly Online Student Grievance Redressal Camp & live Problem solved( Every Wednesday through Google Meet ) on 17/05/2023 in this Grievance Camp 78 queries were solved.	Dr. Muakhtyar Ali, ARD	
15	Inauguration session of BED 1st Workshop at IGNOU LSC- 2380 Maulana Azad Muslim TT College, Jodhpur on 17/05/2023	Dr. Muakhtyar Ali, ARD	
16	Inauguration session of BED 1st year 12 days Workshop at IGNOU LSC- 2351 SG Kabra TT College, Jodhpur on 17/05/2023	Dr. Ajay Vardhan Acharya, RD (I/C), Dr. Muakhtyar Ali, ARD	
17	monitoring BED workshop at LSC- 2351, SG Kabra TT College, Jodhpur & LSC- 88019 Mahila TT College, Jodhpur on 20th May, 2023	Dr. Muakhtyar Ali, ARD	



18	Orientation Programme for School Teachers at Suprabhaat Sr. Senior Secondary School, Banar Jodhpur on 13th May, 2023.	Dr. Muakhtyar Ali, ARD	
19	Promotion of IGNOU Fresh Admission for July 2023 Session on 22/05/2023	Dr. Muakhtyar Ali, ARD	
20	IGNOU Regional Centre Jodhpur, Rajasthan, has organised an online Orientation Programme for Part Time Staff on 23/05/2023	Dr. Ajay Vardhan Acharya, RD (I/C), Dr. Muakhtyar Ali, ARD & Dr. Rupali Srivastava ARD	
21	Teachers Orientation Programme at Bodhi International School Jodhpur on 25/05/2023	Dr. Muakhtyar Ali, ARD	
22	29th Online Student Grievance Redressal Camp through Face book live Admission for July 2023 Session, IGNOU	Dr. Muakhtyar Ali, ARD	<a href="https://www.facebook.com/jodhpurrc/videos/963460001353893/">https://www.facebook.com/jodhpurrc/videos/963460001353893/</a>

	Bachelor Degree Programme and NEP - 2020, Dual Degree Recognition, Examination & Evaluation System, PG Diploma in Animal Welfare(PGDCA), PG Diploma in Corporate Social Responsibility (PGDCSR) & PG Diploma in Agribusiness (PGDAB on 26/05/2023		
23	इसू अध्ययन केन्द्र-2351 शाह गोवर्धन लाल काबरा शिक्षक प्रशिक्षण महाविद्यालय, जोधपुर में आयोजित बी एड 12 दिवसीय कार्य शाला का समापन समारोह दिनांक 29/05/2023	Dr. Ajay Vardhan Acharya, RD (I/C), Dr. Muakhtyar Ali, ARD	
24	Online Orientation Programme of Exam Centre Superintendent for June-2023 TEE on 29/05/2023	Dr. Ajay Vardhan Acharya, RD (I/C), Dr. Muakhtyar Ali, ARD	
25	63 Weekly Online Student Grievance Redressal Camp & live Problem solved( Every Wednesday through Google Meet ) on 31/05/2023 in this Grievance Camp 34 queries were solved.	Dr. Muakhtyar Ali, ARD & Dr. Rupali Srivastava ARD	

26	Article published in Rajasthan Today magazine	Dr. Muakhtyar Ali, ARD	
27	Monitored CLIS Counselling through Google Meet, Conduct by LSC – 2302, VBRI, Udaipur on 03, 08, 09, 13, 16 May 2023	Dr. Rupali Srivastava, ARD	
28	Monitored BSCG Practical at LSC – 88008, Mahila PG Mahavidyalaya, Jodhpur on 08, 13, 18, 21 May 2023	Dr. Rupali Srivastava	
29	Monitored of BED Ist Year Workshop at LSC – 2349, Vidhya Bhawan Teachers Training College, Udaipur on 26/05/2023	Dr. Rupali Srivastava	
30	Monitored BSCG Practical at LSC – 2362 Sirohi & 2361, Pali on 25 & 26 May 2023	Dr. Rupali Srivastava	
31	Monitored of MCA New Practical Counselling at LSC-88008, Mahila PG College, Jodhpur on 12/05/2023	Dr. Rupali Srivastava	
32	Monitored of BLIS Workshop at 88053, G.D. Memorial College,	Dr. Rupali Srivastava	

	Jodhpur 15 & 23 May 2023		
33	Monitored of BED Ist Year Workshop at LSC – 2380, Maulana Azad Teachers Training College, Jodhpur & 88019, Mahila T.T. College, Jodhpur on 22/05/2023	Dr. Rupali Srivastava	
34	Monitored of BED Ist Year Workshop at LSC – 2351, S.G Kabra Teachers Training College, Jodhpur on 23/05/2023	Dr. Rupali Srivastava	

### Jorhat

#### *Promotional Meet at International Mother's Day on 15th May, 2023*

IGNOU RC Jorhat associated and participated in a programme on the occasion of International Mother's Day on 15th May, 2023 organised by ASOM LEKHIKA SAMAJ in Jorhat. The meeting was attended by Women from Jorhat and nearby districts besides dignitaries from different places. Hon'ble MLA (Mariani) Mr. Rupjyoti Kurmi and President of Assam Pradesh Congress Committee Mr. Bhupen Borah also attended the meeting. Dr. Anil Chandra Borah, Senior RD, RC Jorhat released souvenir SWARGADOPI and gave a lecture on need of Education for Women in the occasion. He also explained the opportunities offered by IGNOU particularly in Higher Education. Ms. Pubali Sarma, IGNOU RC Jorhat explained different academic programmes offered by IGNOU and also detailed out the process of admission.





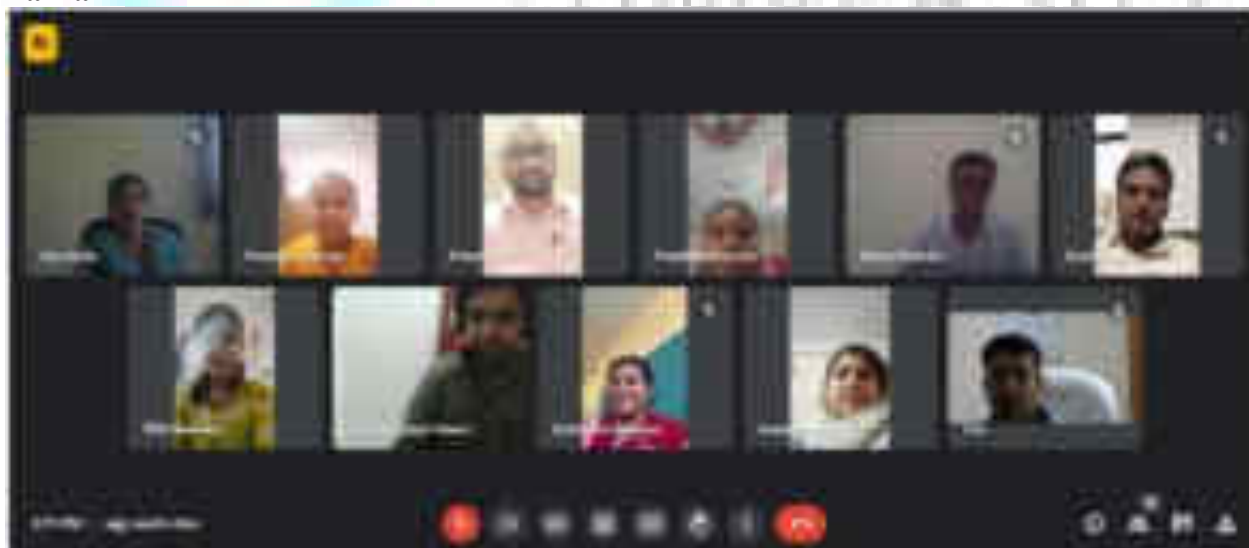
*Promotional Meet at Amguri Haluwating Mazdur High School on 7th May 2023*

Dr. Anil Ch. Borah, Sr. RD attended the Golden Jubilee celebration of Amguri Haluwating Mazdur High School on 7th May 2023 as a Guest of Honour. The meeting was attended by students, guardians and the general public of the area (Amguri) besides dignitaries (educationists) from different parts of the state. In the meeting, he explained different programmes of IGNOU and the flexibility of the University along with different aspects of NEP 2020.



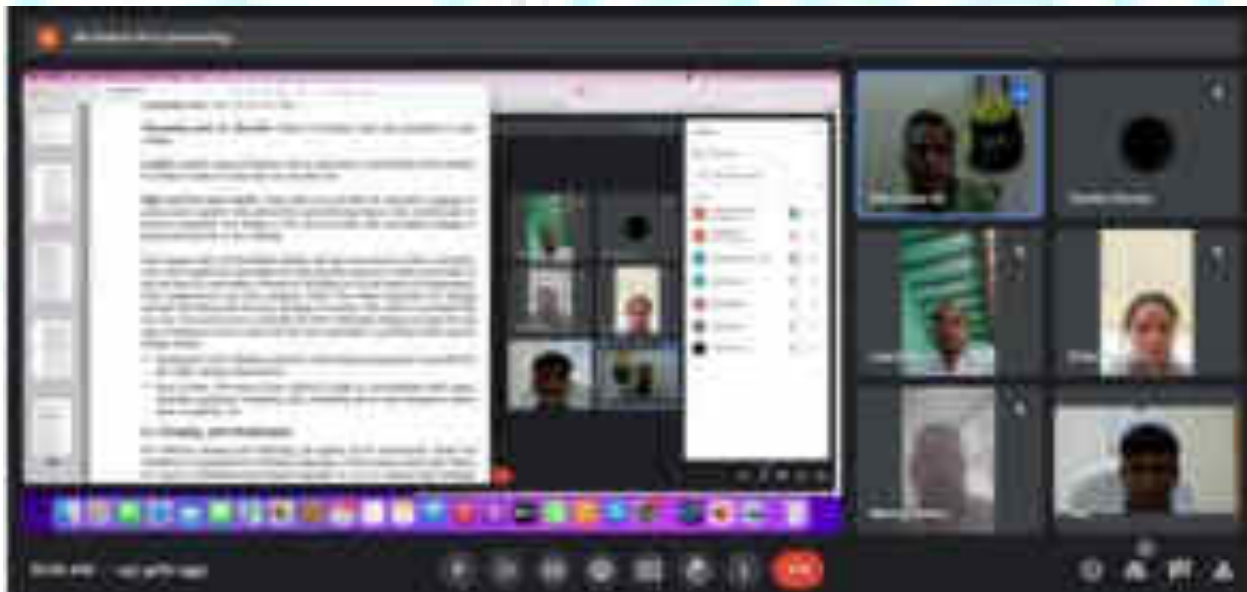


Karnal



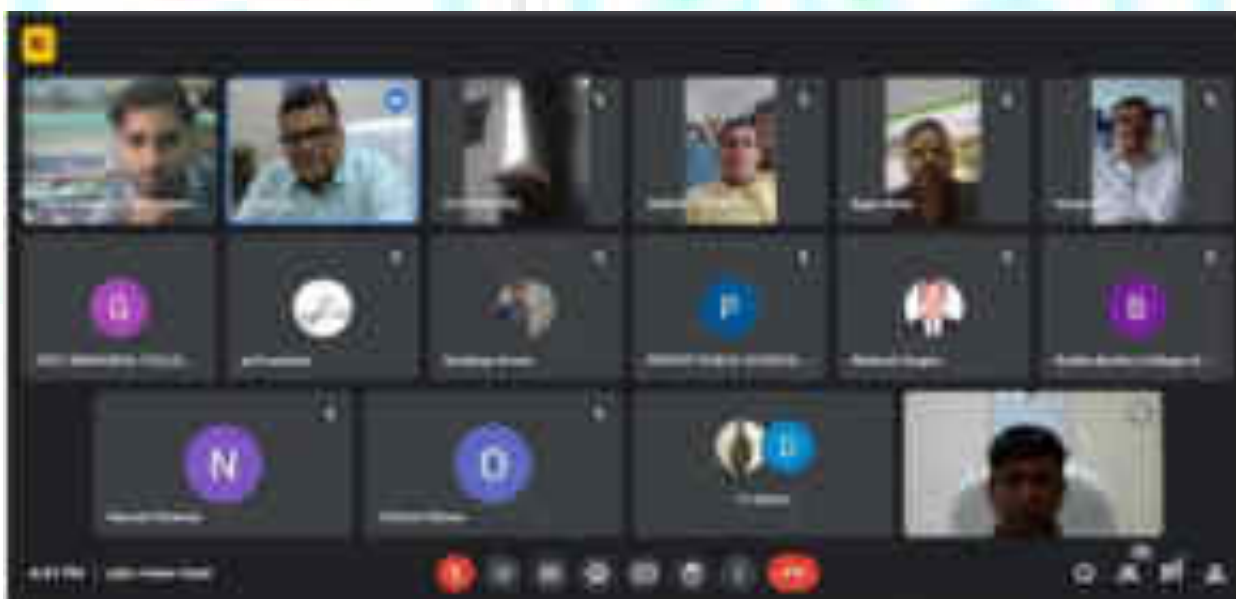


Conduction and Monitoring of Online Counselling Sessions for CVG Prog as Nodal RC





**Conduction and Monitoring of Online Counselling Sessions for DDT Prog as Nodal**







Orientation Programme for Exam Centre Supdtt June TEE 2023





11th, 12 MAY 2022  
 EDITOR: KARNAL BAZAR, PAGE NO: 1

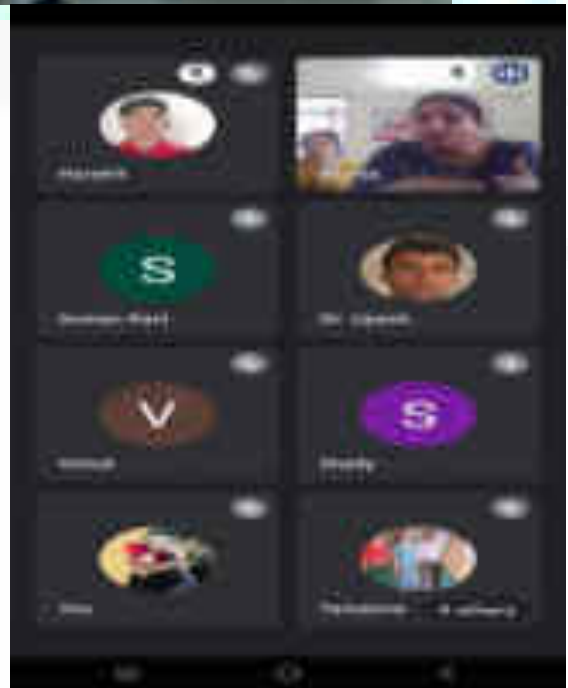
## जीवन चानन महाविद्यालय में इग्नू की इंडक्शन मीटिंग आयोजित

कनक, 12 मई (संवाद)। जीवन चानन महाविद्यालय में इग्नू इंडक्शन मीटिंग 12 मई को आयोजित की गई। इंडक्शन मीटिंग में इग्नू के विद्यार्थियों को जीवन चानन महाविद्यालय में प्रवेश करने के लिए जानकारी दी गई। इंडक्शन मीटिंग में जीवन चानन महाविद्यालय के अध्यक्ष, प्रिंसिपल और अन्य अधिकारियों की उपस्थिति थी।

इंडक्शन मीटिंग में इग्नू के विद्यार्थियों को जीवन चानन महाविद्यालय में प्रवेश करने के लिए जानकारी दी गई। इंडक्शन मीटिंग में जीवन चानन महाविद्यालय के अध्यक्ष, प्रिंसिपल और अन्य अधिकारियों की उपस्थिति थी।

इंडक्शन मीटिंग में इग्नू के विद्यार्थियों को जीवन चानन महाविद्यालय में प्रवेश करने के लिए जानकारी दी गई। इंडक्शन मीटिंग में जीवन चानन महाविद्यालय के अध्यक्ष, प्रिंसिपल और अन्य अधिकारियों की उपस्थिति थी।

इंडक्शन मीटिंग में इग्नू के विद्यार्थियों को जीवन चानन महाविद्यालय में प्रवेश करने के लिए जानकारी दी गई। इंडक्शन मीटिंग में जीवन चानन महाविद्यालय के अध्यक्ष, प्रिंसिपल और अन्य अधिकारियों की उपस्थिति थी।





### राज्यीय नैशनल महाविद्यालय स्थित इग्नू अध्ययन केन्द्र 1014 में हुई ऑनलाइन इंडक्शन मीट

शिरा **शिरा दुहे**

राज्यीय नैशनल महाविद्यालय, शिरा स्थित इग्नू अध्ययन केन्द्र 1014 के सहायक प्राचार्य सुभाष कुमार ने बताया कि इस आरंभिक इंडक्शन मीट में 100 से अधिक शिक्षार्थियों के लिए ऑनलाइन इंडक्शन मीट में 100 से अधिक शिक्षार्थियों ने अपने सहायक प्राचार्य सुभाष कुमार के द्वारा दिए गए प्रारंभिक जानकारी के लिए सहभागिता की।

इस इग्नू अध्ययन केन्द्र 1014 के सहायक प्राचार्य सुभाष कुमार ने शिक्षार्थियों को प्रारंभिक जानकारी, असाइनमेंट, परीक्षा पद्धति व अन्य संबंधित परिस्थितियों के बारे में विस्तारपूर्वक जानकारी के प्रदान की। शिक्षार्थियों को उन सभी सहायकों के सहायता व उनके लिए प्रदान किए गए सभी जानकारी की। शिक्षार्थियों ने इस इंडक्शन मीट की अपने लिए अत्यंत उपयोगी मानते हुए आभार व्यक्त किए।

Induction Meetings for January 2023 Session





**Virtual Monitoring of B.Ed Workshop 1**

## **Koraput**

### *Online meetings*

1. An Orientation programme conducted for the newly appointed Academic Counselors of this region on 03-05-2023 through virtual mode. Around 31 Academic Counsellors attended the programme . In the beginning Dr. Latika Kumari Mishra, Asst. Regional Director welcomed all the participants to the programme. Thereafter Dr. B.Rajagopal addressed the participants. In his deliberation he highlighted the role of IGNOU in general and Koraput region in particular.. Further he highlighted the major role of Academic Counsellors in this region starting from pre-admission counseling to examination. After that Dr. L.Mishra, ARD give presentation on Admission system of IGNOU, Pre-admission Counselling, Student Support Services of IGNOU as well as the design of Self Instructional Material. Thereafter Mr. Madhab Kumar Bisoyi, Asst. Regional Director highlighted the



Evaluation System of IGNOU, including Assignment, Term End Examination, Project Viva-voce, Practical etc. In the third session Dr. Banshidhar Barik , Asst. Regional Director elaborated on Academic Counselling & Study Materials aspects of IGNOU. Thereafter a fruitful interactive session conducted with the Academic Counsellors for Clarification of their doubts. The link of the meeting is as follows: <https://meet.google.com/ubo-azdq-ded>

2. Coordinators Meeting conducted on 04-05-2023 at 4 .00 pm to review the admission & Re-Registration status as well as the strategies of promotional meetings for July 2023 session. Further a detail discussion conducted regarding various dimensions of Monthly Monitoring Report and also



academic counseling sessions. The link of the meeting is : <https://meet.google.com/scm-kpww-ney>

3. A special Counselling programme conducted by Regional Centre, Koraput to clarify the doubts of MAEDU learners with regard to their Dissertation paper on 09-05-2023 at 4.00 pm through virtual mode. A detail discussion was made by Dr. Latika Kumari Mishra, ARD on how to prepare the proposal, steps of preparation of proposal, steps of preparation of Project report etc. After that Mr. Madhab Kumar Bisoyi discussed about the official procedure of guide selection, proposal submission, approval procedure and viva voce etc. The link of the meeting is as follows: Video call link: <https://meet.google.com/sqg-mybk-pqm>
4. The Special Online Coordinators Meeting of Regional Centre, Koraput conducted on 11-05-2023 under the Chairmanship of Dr. Umesh Chandra Pandey , Director, Regional Services Division, IGNOU, New Delhi. Eleven Coordinators of this region participated in the meeting. Dr. Latika Kumari Mishra, Asst. Regional Director formally welcomed Hon'ble Director and participants to the programme and shared the purposes of the special

Coordinators Meeting. After that Director, Regional Services Division delivered his opening remarks at the meeting. Thereafter all the coordinators presented their vision and also strategies for enhancement of admission. They have also highlighted major issues and challenges pertaining to admission, medium of instruction, functioning of LSC etc. After that Dr. B.Rajagopal presented his concluding remarks. During his deliberation he submitted before Director, RSD regarding the major issues and challenges of RC along with he also presented the strategies for Promotion of IGNOU programme for July 2023 session. The details of the Online Coordinators Meeting link : <https://meet.google.com/sxe-opux-nfd>.

5. Induction Meeting conducted for the learners of Bachelors degree programmes of January 2023 Session on 18-05-2023 at 4.00 pm. Detail discussion conducted and clarified their doubts regarding different components of support services. The link of the meeting is: <https://meet.google.com/kwk-yazr-taw>
6. Another Coordinators Meet conducted on Wednesday, May 31 · 4:30 – 5:30pm to review the status of admission and Re-Registration for July 2023 session. Further a detail discussion was also conducted regarding the conduct of examination. The details of the link are as follows: <https://meet.google.com/upj-jtjj-cbc>.

#### **Offline Meetings/ Activities**

1. IGNOU Study Centre at College of Teacher Education Bolangir conducted workshop-I (28-05-2023 to 09-05-2023) & Workshop-II ( 10-05-2023 to 21-05-2023) for B.Ed learners of January 2021 and January 2022 students. The same also monitored by the Academic Dr. Latika Mishra, ARD on 16-05-2023 .



2. A Promotional Meeting also conducted at District Anganwadi Training Centre of Koraput on 24-05-2023 by Regional Centre, Koraput. 30 Anganwadi workers of Kotpad, Jeypore and Boriguma block were participated in the meeting. Dr. Latika Mishra, ARD explained details about IGNOU programmes and particularly she explained the details about CFN, DECE and CNCC programmes for the Anganwadi workers as per their request.



#### **NOIDA**

*Online Meeting of Coordinators of Learner Support Centres under RC NOIDA and Aligarh  
24<sup>th</sup> May, 2023 (3:00 p.m. to 5:00 p.m.)*

Online meeting of Coordinators and Programme In charges of IGNOU Learner Support Centres under RC NOIDA and Aligarh was organized by IGNOU Regional Centre, Noida on 24<sup>th</sup> May, 2023 (3 p.m.) using google meet platform.

The meeting was initiated by Dr. Amit Chaturvedi, Senior Regional Director, RC NOIDA who welcomed all the participants and emphasized upon enhancement of enrolment in the region using various means of information dissemination particularly the press releases. He requested the coordinators to pay special attention to the educational needs of the disadvantaged sections of the society and strengthen the student support services in the region. The study centres were requested to take the issues of learners on priority basis and extend all possible academic support in order to enable them to complete their programmes smoothly. The efforts made by the LSCs towards promotion of IGNOU programmes were duly acknowledged. The financial matters were also taken up in detail by Dr. Chaturvedi.

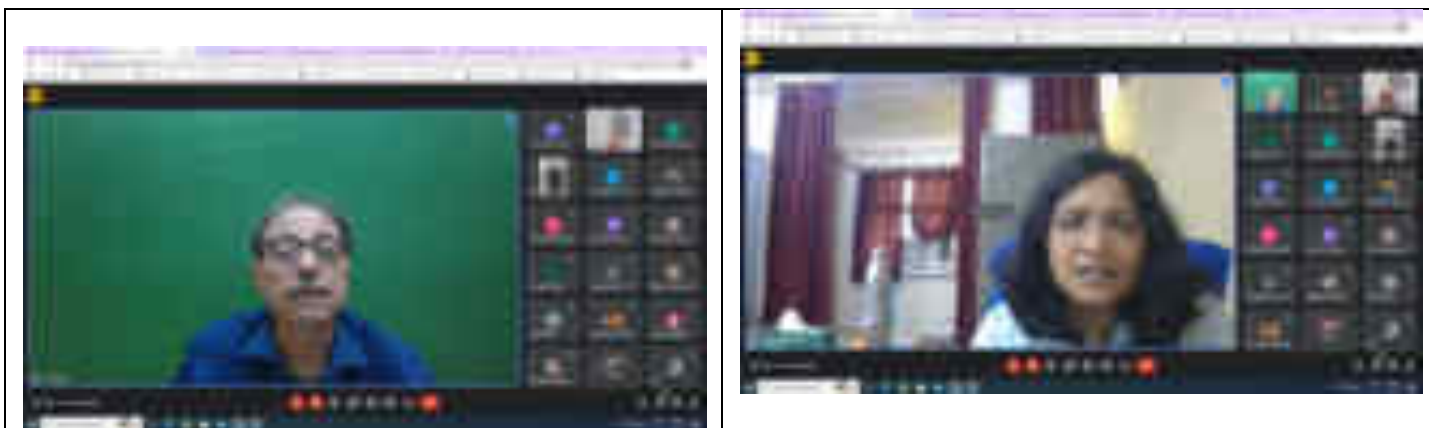
Dr. Siran Mukerji, Additional Director, RC NOIDA requested the coordinators to submit the assignment award lists for TEE June 2023 to RC Noida so that these can be processed and forwarded to IGNOU HQs for Updation in the grade cards of the learners in a timely manner.

Dr. M. A. Laskar, Additional Director, RC NOIDA apprised the participants on the modalities regarding conduct of theory and practical counseling sessions and also informed the coordinators about tutorial component in Psychology courses. Various issues related to non-receipt of study material by the students, non-Updation of practical awards, clubbing of learners for conduct of counseling sessions, submission of project reports, field work journals and internship reports were discussed in detail and the queries raised by the participants were resolved.

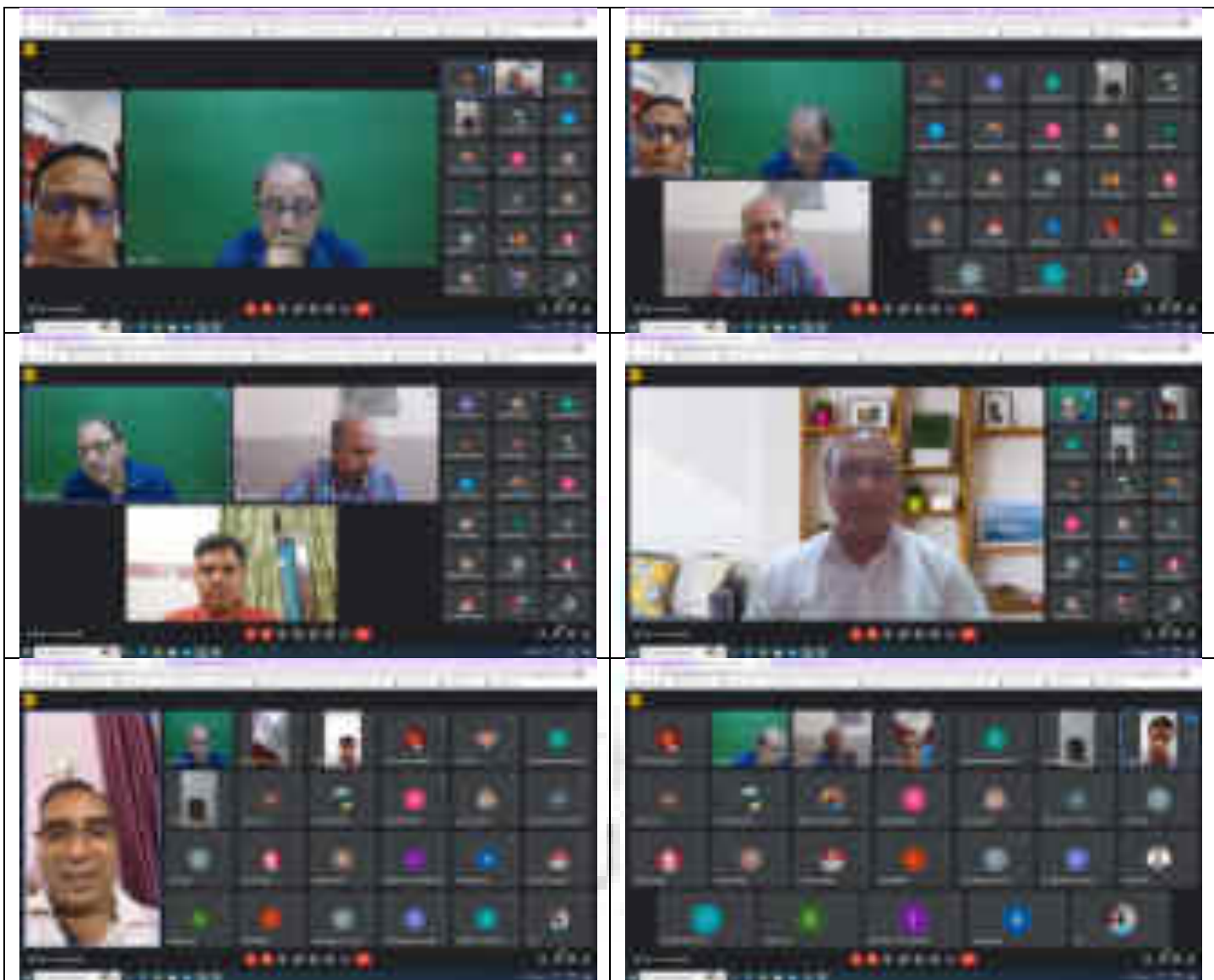
Dr. Anjana, Assistant Regional Director, RC NOIDA focused upon various promotional strategies that need to be adopted for enhancing enrolment in the ongoing admission cycle and also important admission related matters such as fee waiver scheme, facility of national scholarship for IGNOU learners, etc. She also requested them to disseminate information about RC NOIDA website and social media platforms amongst the learners.

The problems encountered and challenges faced in extending learner support services by the Study Centres were discussed at length and measures to resolve and address the issues effectively within the framework of IGNOU norms and procedures were suggested. The Coordinators were requested to present status reports of the activities of the Study Centres and also provide their feedback.

The meeting was attended by a total of 23 Coordinators, Programme In charges and Assistant Coordinators from Study centres under IGNOU RC Noida and Aligarh. The meeting was also attended by Dr. M. Safdare Azam, ARD & RD (I/C), RC Aligarh and the staff of RC NOIDA. Few representative photographs of the programme are being given below.








## Patna

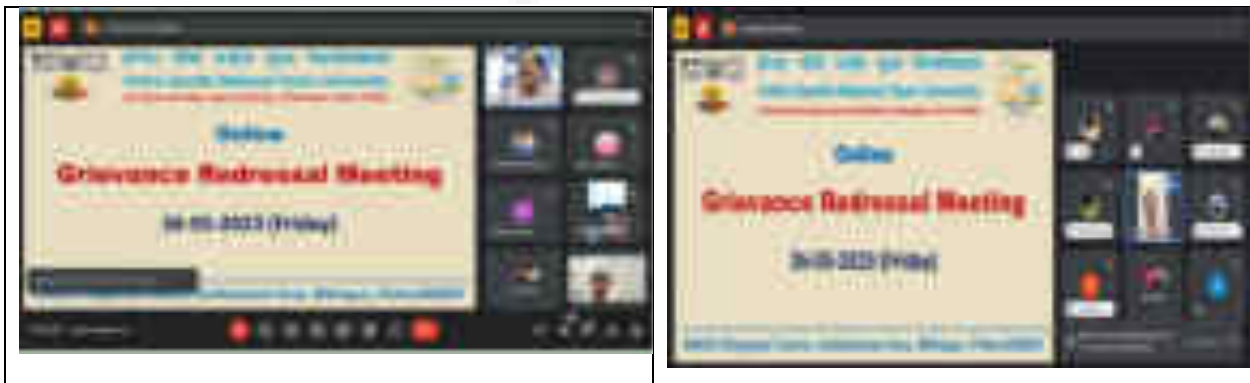
*Promotional Meeting at Bihar Urdu Academy, Patna 31<sup>st</sup> May 2023*

Dr- Asif Iqbal, ARD addressed to the students of Bihar Urdu Academy, Patna on the topic “Career Planning through IGNOU” Cum promotional meeting on 31 May 2023. In the meeting Shri Perwez Ahmed, Coordinator of Bihar Urdu Academy and Shri Anand Kumar, AR, RC, Patna and other officials of the Urdu Academy along with approx 150- students were present -



### *Online Grievance Redressal Session 26.05.2023*

Regional Centre, Patna organized an Online Grievance Redressal Session on 26/05/2023 for the learners of July 2022 and January 2023 cycle. The Platform of the session was held through Google Meet and the Link shared to the learners was <https://meet.google.com/eyw-ymqj-vse> The Regional Director Dr Abhilash Nayak welcomed the learners. More than 100 students participated in this online session and interacted with all the officers and officials dealing with Student Support Services. Learners who had got their grievances pending for a long time were requested to submit their grievances through a Google Form which were addressed by the officers and officials concerned after the session. Dr Shailini Dixit, ARD and Nodal Officer, Grievance Cell of the RC coordinated the interaction with the participants.



*Report on the Orientation of Part-time Functionaries of Learner Support Centre under Regional Centres Bhagalpur, Darbhanga & Patna*

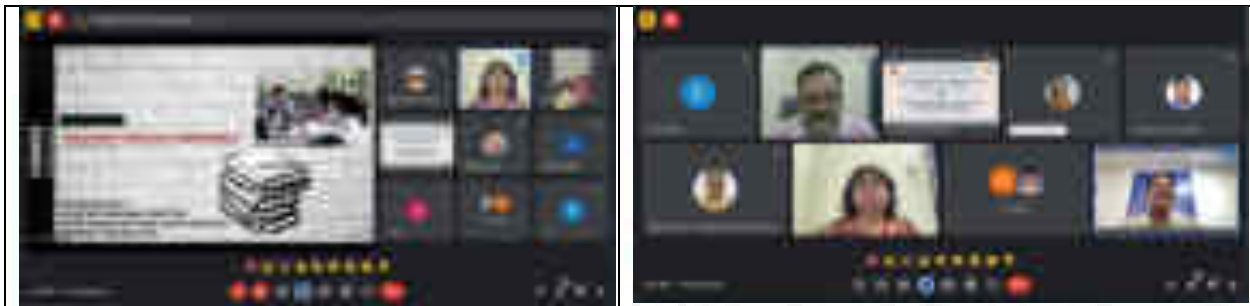
Regional Centres Bhagalpur, Darbhanga & Patna jointly organized an online Orientation Programme for the Part-time Functionaries of all the LSCs of these Regional Centres on 26.05.2023. The Coordinators as well as the Part-time Functionaries of all the Learner Support Centres participated in this orientation programme. Mr. Rajesh Kumar Sharma, Asstt. Registrar, Darbhanga & Mr. Anand Kumar, Asstt. Registrar, Patna were the Resource Persons for this orientation programme. Mr. Rajesh Kumar Sharma discussed the Administration of LSCs and the maintenance of various kinds of records and registers required for providing support services to the learners. Mr. Anand Kumar, Asstt. Registrar, Patna discussed the Financial Administration of LSCs including Bank Reconciliation. All the participants appreciated this initiative of the 3 Regional Centres. Dr. Abhilash Nayak, Sr. Regional Director delivered the Welcome Address. Dr. Sarah Nasreen, Regional Director, Bhagalpur gave initial remarks and Mr. Anand Kumar, Asstt. Registrar, Patna proposed vote of thanks.



*Orientation of Academic Counsellors of Learner Support Centre under Regional Centres Bhagalpur, Darbhanga & Patna*

Regional Centres Bhagalpur, Darbhanga & Patna jointly organized an online Orientation Programme for the Academic Counselors on 31.05.2023. The coordinators as well as the Academic Counselors of all the Learner Support Centres participated in this orientation

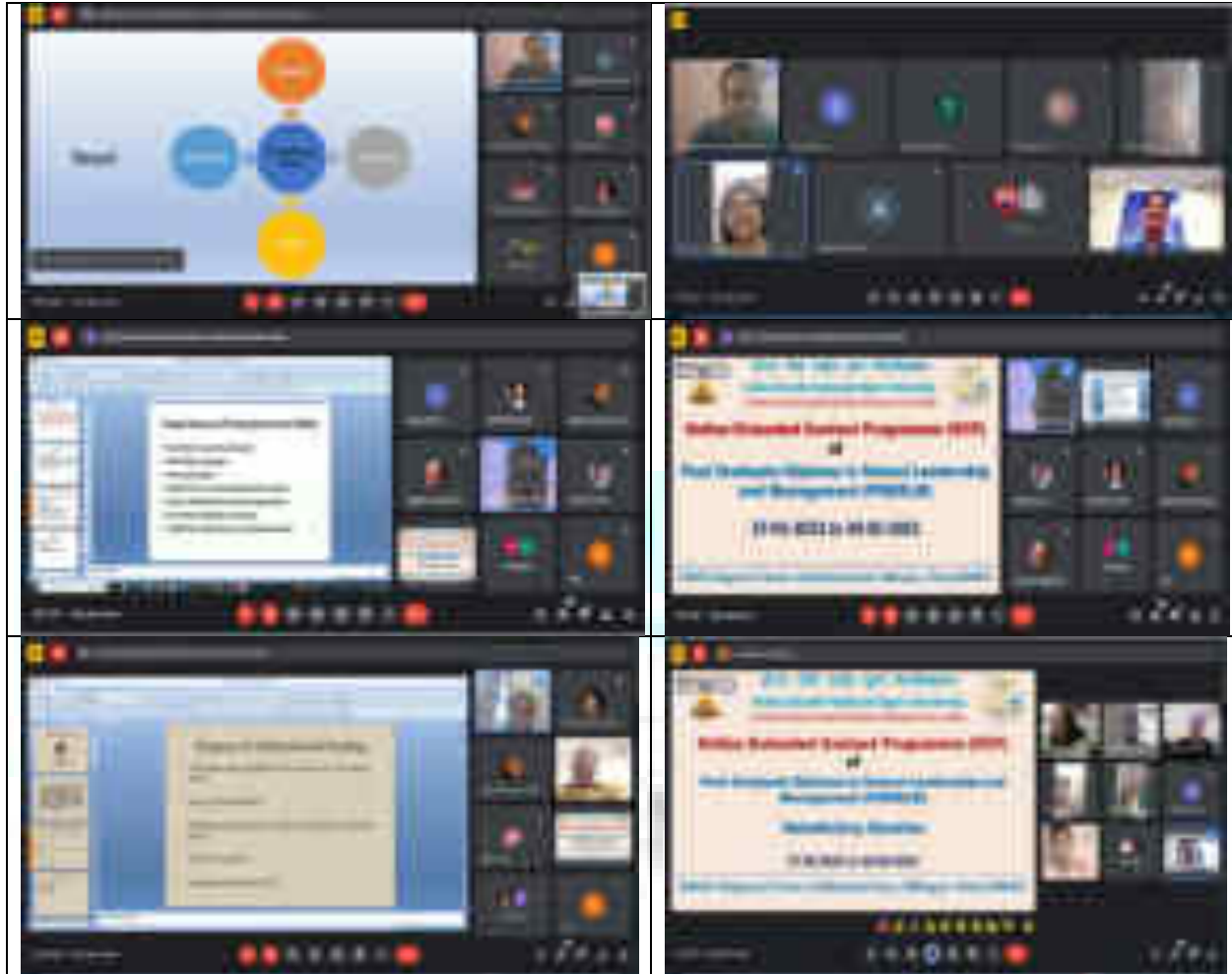
programme. Dr. Shailini Dixit, ARD, Patna was the Resource Person for this orientation programme. She gave a presentation on the topic “Teaching through Assignments”. During her presentation, she highlighted various aspects of assignment evaluation like Academic significance of assignments, Criteria and guidelines for assignment evaluation, Tutor Comments, Academic Communication, different kinds of communication with the learners like Personal Communication and Supplemental Communication and courses which have grading and marking system for evaluation. All the participants appreciated this initiative of the 3 Regional Centres. Dr. Abhilash Nayak, Sr. Regional Director delivered the welcome address. Dr. Sarah Nasreen, Regional Director, Bhagalpur gave remarks and Dr. Rajiv Kumar, ARD, Darbhanga proposed vote of thanks.



*Extended Contact Programme (ECP) of PGDSLML Programme from 27.05.2023 to 30.05.2023*

Regional Centre, Patna organized the Extended Contact Programme (ECP) of PGDSLML Programme from 27.05.2023 to 30.05.2023 under the leadership of Dr. Ravi Kant, Coordinator of LSC 05201, Central University of South Bihar, Gaya and the other Resource Persons were Dr. Swati Gupta, Dr. Ravindra Kumar, Dr. Nrapendra Vir Singh, Dr. Sandeep Kumar, Dr. Moushmi Choudhary, and Dr. Kishore Kumar. Eighty-five students from 12 Regional Centres like Patna, Guwahati, Aligarh, Kochi, Lucknow, Kolkata, Ranchi, Varanasi, Udhampur, Deoghar, Jorhat & Raipur participated in this programme. Out of them 62 successfully completed the ECP. At the Valedictory Ceremony, all the participants were full of appreciation for the quality of the inputs given by the Resource Persons during the 15 academic sessions, the quality of interaction during the sessions and the support provided by the RC during the organization of the ECP through online mode. They all expressed their gratitude to the RSD and IGNOU authorities for having given permission to RC Patna to organize the ECP through the online mode. In order to ensure regular attendance of the participants, attendance through Google Form was collected for each of the sessions. At the end of the ECP, a Feedback Form through Google Form was given to all the

participants to get their honest feedback on the conduct of the ECP by the Regional Centre. All the learners who successfully completed the ECP are being provided the E-Certificates by tomorrow. Dr Shaini Dixit, ARD coordinated the activities of the ECP.



**Ranchi**

*Induction Meetings for the fresh learners of Jan 2023 Session were conducted Offline by the LSCs*

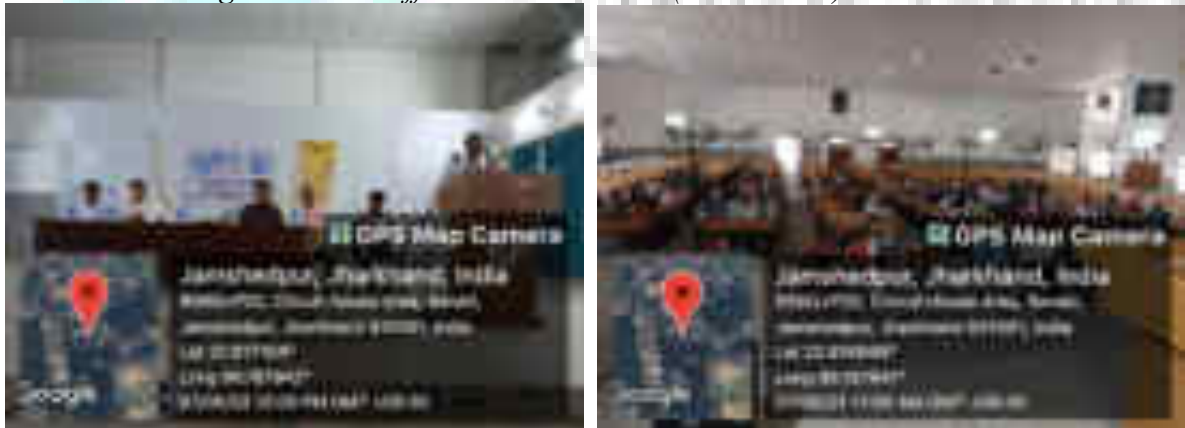
*Induction Meeting conducted Offline on 07.05.2023 (LSC – 0528)*



*Induction Meeting conducted Offline on 07.05.2023 (LSC – 32024)*



*Induction Meeting conducted Offline on 07.05.2023 (LSC – 0502)*



*Induction Meeting conducted Offline on 07.05.2023 (LSC – 3608)*



*Induction Meeting conducted Offline on 07.05.2023 (LSC – 32026)*



*Induction Meeting conducted Offline on 07.05.2023 (LSC – 3630)*



*Induction Meeting conducted Offline on 07.05.2023 (LSC – 3603)*



*Induction Meeting conducted Offline on 13.05.2023 (LSC – 3648)*



*Induction Meeting conducted Offline on 13.05.2023 (LSC – 32011)*



*Induction Meeting conducted Offline on 13.05.2023 (LSC – 32034)*





*Induction Meeting conducted Offline on 14.05.2023 (LSC – 32047)*



*Induction Meeting conducted Offline on 14.05.2023 (LSC – 3614)*



*Induction Meeting conducted Offline on 14.05.2023 (LSC – 32053)*



*Induction Meeting conducted Offline on 14.05.2023 (LSC – 3629)*

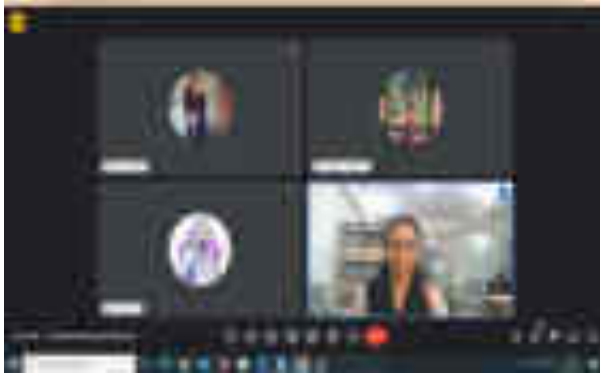


*Induction Meeting conducted Offline on 20.05.2023 (LSC – 0503)*



*Conducted 03 Grievance Redressal Meetings Online*

Grievance Redressal Meeting on 04.05.2023



Grievance Redressal Meeting on 11.05.2023



Grievance Redressal Meeting on 25.05.2023



### ***Practical Activity***

*Practical Counseling for MEVL - 12 at LSC - 0528 (04.05.2023 to 07.05.2023)*



*Practical Counseling for BAG/BAPCH Program at Rc Ranchi (11.05.2023 to 14.05.2023)*



***Coordinators Meeting (16.05.2023)***

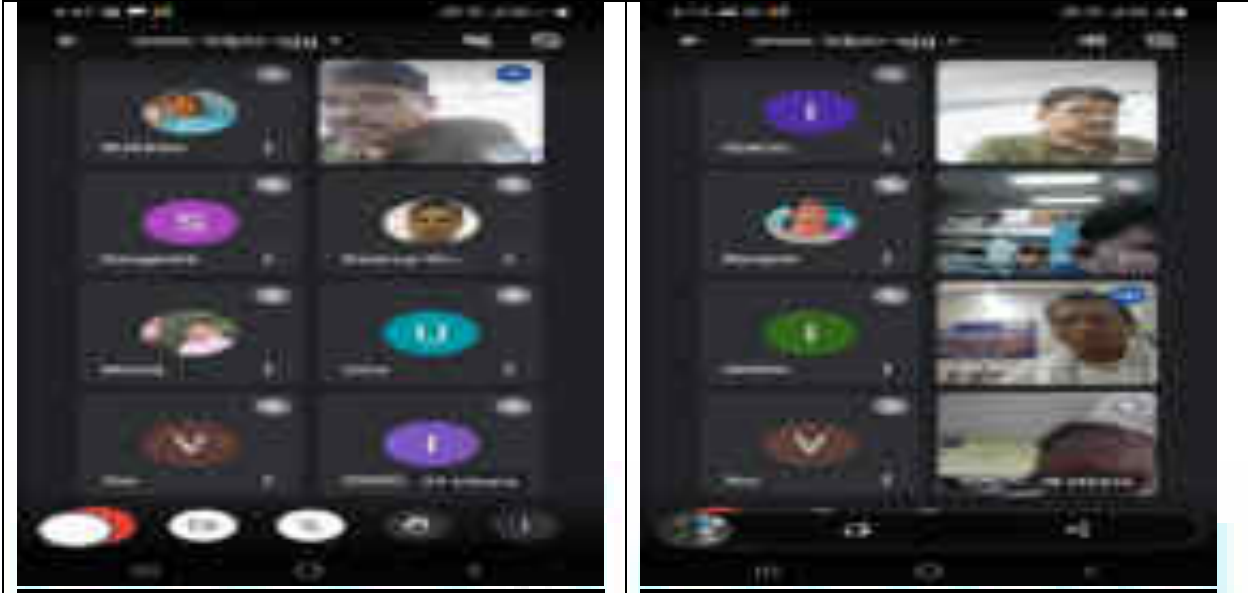


### **Objective of Meeting**

- Assignment evaluation must be completed on the specific time.
- Encourage for the empanelment of more and more Academic Counselors.
- Increase enrolment in fresh Admission in June, 2023 session.

- Increase enrolment in Re-Registration in June, 2023 session.

*Center Superintendent Meeting (27.05.2023), June TEE, 2023*



**B.ed work Shop (20.05.2023- 31.05.2023) at LSC – 32051**

*Dr. S. Mohanty, Sr. Regional Director Address to B.ed Learners in the B.ed Work Shop*



**B.ed work Shop activity**



**Promotional Meeting**



**LSC 3610 Simdega College, Simdega**

Date 26.05.2023

Place – Mother Teresa A.N.M College, Bano

Coordinator Name – Dr. Ram Kumar

Guest – 1. Dr. Prahla Mishra, Director

Mother Teresa A.N.M College, Bano

2. Dr. Sangita Kumari, Principal

Mother Teresa A.N.M College, Bano

120 Learners participate in the Promotional Meeting.

## **Shillong**

*Induction Programme, May 2023*



*Interaction program: Students of Synod College visiting warehouse and checking IGNOU study materials*



*Interaction program: Students & Faculty of Synod College with RD, ARD*



*Induction program at LSC-1817D: Students, Coordinator and ARD*



*Interaction program with Academic Counselors, Coordinator and RD organized by LSC1825*





*Induction program organized by LSC 1825: Students, Coordinator and RD*



*Induction program: Students of MAEDU, Coordinator (1866P), Counselor and ARD*



*Outreach program: Principal, Coordinator, Study Centre staff with the Regional Director at Mendipathar College, North Garo Hills*





*Online Coordinator meeting Director RSD, RD, ARD and Coordinator of different study centers*

### **Varanasi**

IGNOU HQrs has designated **RC Varanasi** as a nodal Regional Centre for conducting Theory counseling of PGDMH **programme** for all students enrolled for January 2023 session.

Regional Centre conducted Online Induction Meeting of PGDMH (Post Graduated Diploma in Mental Health) programme for January 2023 session' on 22<sup>nd</sup> May, 2023 through google meet. Regional Director Dr. U. N. Tripathi hosted the meeting and welcomed Programme Coordinator Prof. Swati Patra, School of Social Science, IGNOU HQr New Delhi, Prof. Sandeep Kumar, Coordinator at LSC(R) 48056, Faculty of social Science, BHU Varanasi and Dr. Subhash Chandra Singh, counselor, participants and students. Dr. U. N. Tripathi gave Exam and Assignment related information to students.

Prof. Swati Patra, Programme Coordinator, School of Social Science (SOSS) explained course related step by step activity like project/internship/viva, counselling classes, assignment etc to learners.

Dr. Subhash Chandra Singh, Counselor of PGDMH programme at IGNOU LSC(R) 48056 also participated in this meeting and addressed the student.

Last 10 minutes of Induction Programme were devoted for students' queries in which students' asked their questions which were replied by Prof.SwatiPatra and Dr. UN Tripathi, Regional Director.

Prof. Sandeep Kumar told that schedule of Counseling sessions is being prepared and will be made available to students very soon. PGDMH students from all over India participated in the meeting.

<https://www.youtube.com/watch?v=ayrTY16eb78>



## **Vijayawada**

Minutes of the Online Coordinators' Meeting

Date: 02.05.2023 (Tuesday)

Timings: 10.30 AM to 11.30 AM

Theme:


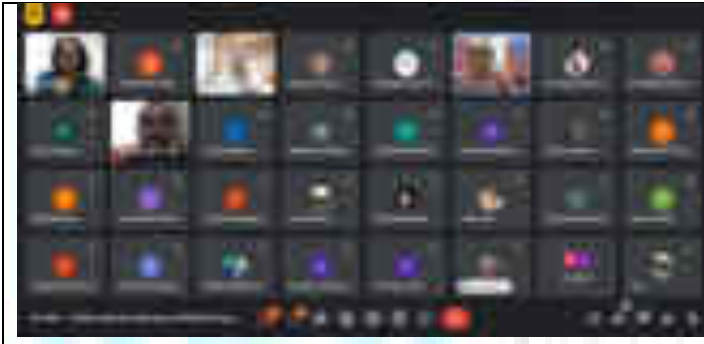
- Promotional Strategies for the July 2023 session.
- Innovative ways to provide Learner Support for the existing students

Participants:

Dr U C Pandey, Director RSD

Dr K Sumalatha, RD i/c

Dr B Prasad Babu, ARD



Sh Rajesh Sharma, CPRO

Dr V Tanuja, Coordinator 0102

N. Sambasiva Rao, Coordinator 0103

Dr. A.Bhanumuralidhar, Coordinator 0104

Sh. M. MM Reddy, Coordinator 0106

Dr. Samiuddin Muzammil, Coordinator 0108

Mr. Nagoor Babu, 0162P

Sr.Florence Daisy, Coordinator(P) 33009P

Dr M Syam Babu, Coordinator 33024

Sh. A.Suresh, Coordinator 33025

Dr. P.Bhaskarudu, Coordinator 33029

Prof. Ravi Kumar, Coordinator(P) 33037P

Dr. N. Kalavatamma, Coordinator(P) 33044P

Dr Himagiri, Coordinator(P) 33045P

Prof. S. Lalitha Kumari, Coordinator(P) 33046P

Prof Mariarojamma, Coordinator(P) 33047P

Prof. Komalamma, Coordinator(P) 33048P

Prof. Kameswari, Coordinator(P) 33049P

Dr. Jyothi, Coordinator(P) 33050P

Prof. T. Marthamma, Coordinator(P) 33052P  
Dr. Victoria Narichiti, Coordinator(P) 33053P  
Prof. B. Ganga Bhavani, Coordinator(P) 33054P  
The RC Staff

With reference to RSD email dated 19<sup>th</sup> April 2023, an Online Coordinators' Meeting was organized by Regional Centre Vijayawada on 02.05.2023. The Coordinators of all the 21 Learner Support Centres under the region have been invited for the meet to discuss on the Promotional and publicity strategies for the forthcoming admissions i.e. July 2023 cycle and Innovative ways to provide Learner Support Services for the existing students. The Coordinators of all the LSCs under RC Vijayawada attended the meeting.

The meeting was scheduled from 10.30 am to 11.30 am on 02<sup>nd</sup> May 2023. Dr B Prasad Babu, ARD welcomed Dr U.C Pandey Sir, Director, Regional Services Division, IGNOU, and the Coordinators of all the LSCs under the region.

Dr. U.C Pandey, Director, RSD in his opening remarks highlighted that IGNOU is providing seamless student support services through digital technology and also using Gyanvani, Gyandarshan, Channel based counselling and broadcast across the country. He emphasized that the face to face counselling has been reintroduced from the January 2023 admission cycle onwards after Covid – pandemic. He also stressed that to minimize the university economy online counselling will be conducted throughout country where the programme enrollment is less than 200 for the entire country.

He emphasized that the university introduced so many new programmes and asked the LSCs to activate them from time to time for getting good enrolment. He added that the programmes which were not available at the LSCs have been activated at the Regional Centre as LSC for better support services for the learners.

He added that the latest information and updates on various digital services are to be uploaded in the Regional Centre Facebook page, Twitter account and RC Website from time to time. He requested the Coordinators to motivate the students to follow the social media for accessing information. He impressed upon the Coordinators to create online groups through FB page, WhatsApp, YouTube Channels, Emails and Twitter Handles to update the information. He also explained some innovative strategies to promote the IGNOU programmes for the July 2023 session of admissions.

Director RSD asked the Coordinators to start processing the assignments submitted for June 2023 TEE and get them evaluated and not wait till the last date is over.

Mr. Rajesh Sharma, Chief Public Relations Officer, IGNOU New Delhi also joined the meeting and interacted with the Coordinators and said that frequent press releases in regional language May be issued for better dissemination of information and asked the Coordinators to utilize the social media platforms for promotion of IGNOU programmes.

Dr. K. Sumalatha, Regional Director i/c, RC Vijayawada informed Director RSD that all the latest information and updates are being shared on RC Website, FB, Twitter and YouTube. The LSCs along with the RC are using the print and electronic media as promotional strategies for dissemination of information to the students and the public.

The RD i/c informed the Director, RSD that the evaluation of assignments submitted by the students for the June 2023 TEE has already begun at the LSCs. Infact the evaluation for CCH courses is complete but the link is not yet opened for entering the marks in the ARSMS portal.

Dr Sumalatha assured that the counseling schedule for the online programmes which were allotted to RC Vijayawada (as Nodal RC) will be drawn soon and the same will be communicated to the concerned students as RCs.

She also added that the training programme for the academic counselors regarding LMS will be given soon

This was followed by the feedback from the LSC Coordinators.

Mr. Murali Mohan Reddy, Coordinator, IGNOU LSC-0106, SSBN College, Anantapur gave a power point presentation on Initiatives on Student Support and Promotional Activities undertaken by the LSC to reach to the students and innovative ways they have adopted to provide student support like QR codes and links for Academic counseling, Assignments, Study Material, online admission support for Fresh and RR students.

Dr M Syam Babu, Coordinator, IGNOU LSC-33024, SRR and CVR Govt Degree College, Vijayawada informed that he learned so many new things during the meeting and he will also use different social media strategies and try to get good enrolment in their LSC. Coordinators of 33037P, 33049P also gave their feedback. The Coordinator of 0104 could not be heard as he had some audio problem with his laptop and hence could not share his views.

All the Coordinators assured that they will extend their full support and cooperation for enhancing the enrolment of the region.

The meeting ended with formal vote of thanks by Dr. K Sumalatha, RD i/c





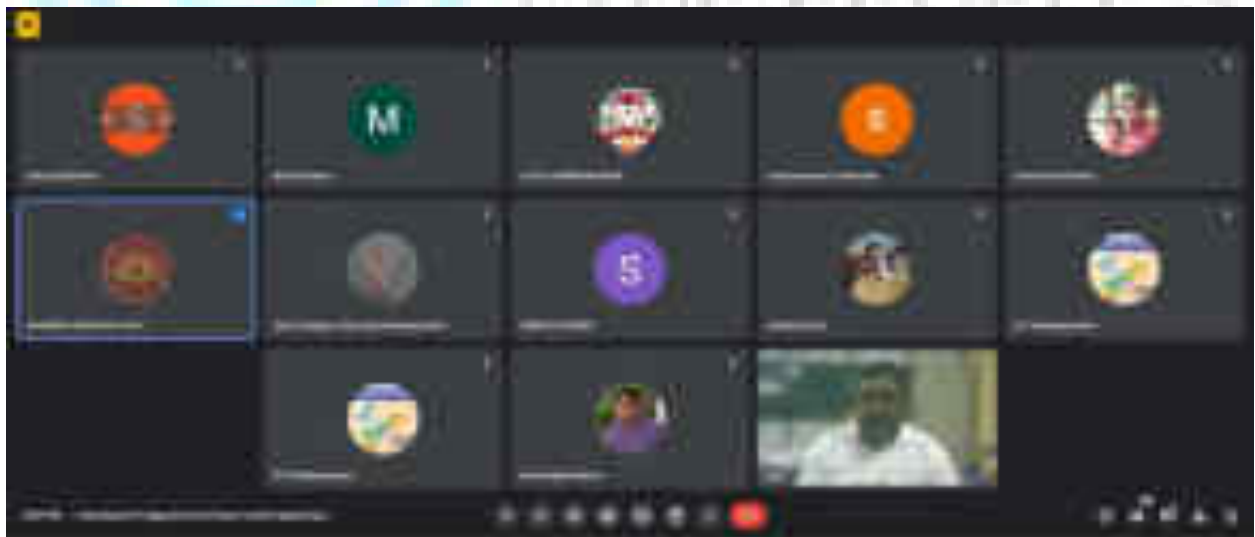




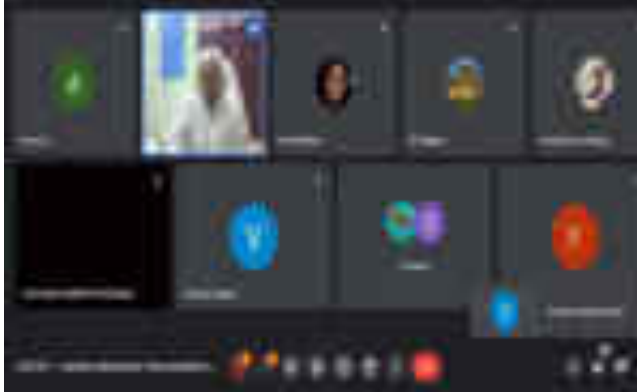



### **Visakhapatnam**

The virtual orientation programme for the seven examination superintendents under Regional Centre, Visakhapatnam for June TEE, 2023 conducted on 26.05.2023. All the seven examination superintendents attended the programme.



## Bijapur

	
Induction Meeting for January 2023 session learners	Orientation Programme for Academic Counselors

## Cochin

### Extension Activities Undertaken During the Month May 2023

Regional Centre Name	Cochin
RC Code	14
Title of the activity	Open cum Enrichment session on the topic “Life enhancement skills for an enriching student life ”
Date	25.04.2023 at 2PM
Mode of activity (Online/offline)	Online through <i>Google Meet</i> and live streamed in Facebook page of IGNOU Regional Centre Cochin
Resource Person	Sh. George Chacko, Welfare Officer Prisons & Correctional Services, Govt. of Kerala
<p>Sh. George Chacko, Welfare Officer Prisons &amp; Correctional Services, Govt. of Kerala was the Resource person. The Online/Virtual session was attended by around 80 participants and live streamed through the Facebook page of RC Cochin and can be accessed through the link <a href="https://fb.watch/kf2lZByYys/?mibextid=Nif5oz">https://fb.watch/kf2lZByYys/?mibextid=Nif5oz</a>.</p> <p>Dr. J.S. Dorothy, Regional Director, RC Cochin addressed the learners by sharing inputs pertaining to Skill Development programmes available and MOOCs programme available in the SWAYAM portal with the learners.</p> <p>Dr. Praseetha Unnikrishnan, Assistant Director IGNOU RC Cochin introduced the resource person. The Resource person. Sh. George Chacko is presently working as a Welfare Officer Prisons &amp; Correctional Services, Govt. of Kerala. He is also working as Consultant Psychiatric Social Worker, Psychologist and Psychotherapist.</p> <p>As the topic ‘Life enhancement skills for an enriching student life ’ indicates the resource person has highlighted the life skills essential for a student life has been shared.</p> <p>The following points were also emphasized by Sh. George Chacko in her session.</p> <ul style="list-style-type: none"> <li>• What is life skills</li> <li>• Different categories skills</li> <li>• Importance of Life Skills</li> </ul>	

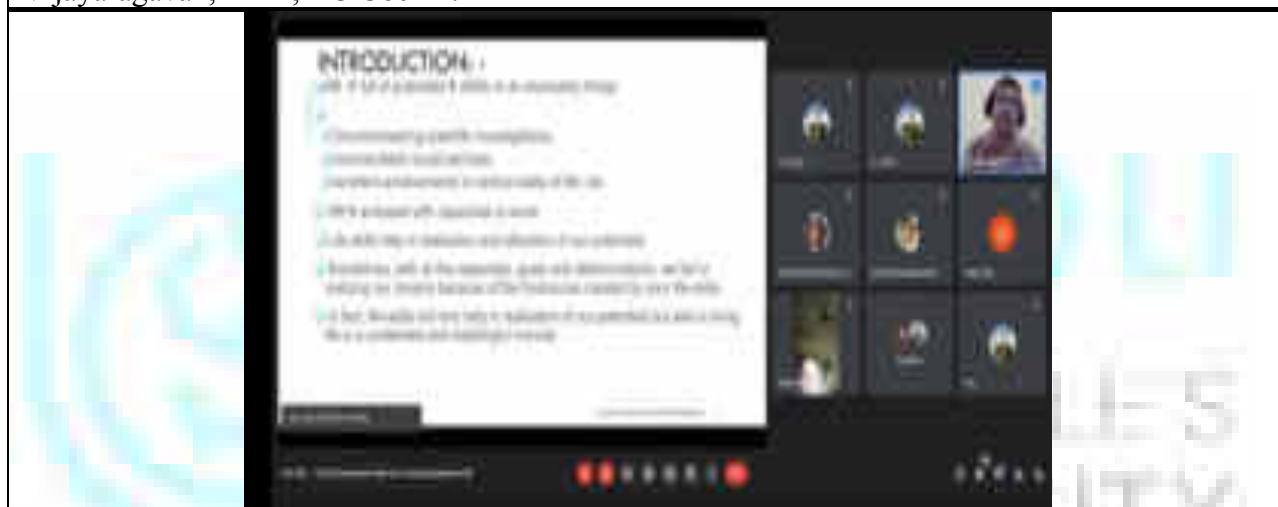
- Core Life Skills and
- Skills and Application

The session was extremely interactive and Sh. George Chacko ended the session highlighting the fact that is necessary for a student life.

In the Open Session, the queries from IGNOU Learners were mainly addressed by the Resource person and all Academics.

The Enriching session gave an opportunity to all IGNOU Learners to gain an understanding about the Life skills which is important in their student life and also enabled them to clarify their doubts/queries pertaining to the same and the programme they were pursuing.

As an innovative practice, two learners amongst the participants shared their feedback about the session and thanked the Resource person and also appreciated the efforts of Regional Centre, Cochin for the conduct of the session. The session was ended with a vote of thanks by Dr. S. Vijayaragavan, ARD, RC Cochin.



## **Darbhanga**

*Examination, Distribution of Study Materials, Online Coordinators Meet And Orientation Programme For Empanelment Of New Academic Counsellors*

16. Term End Examination December 2022 smoothly conducted at Regional Centre Darbhanga during 05/04/2023 to 23/04/2023 for online courses.

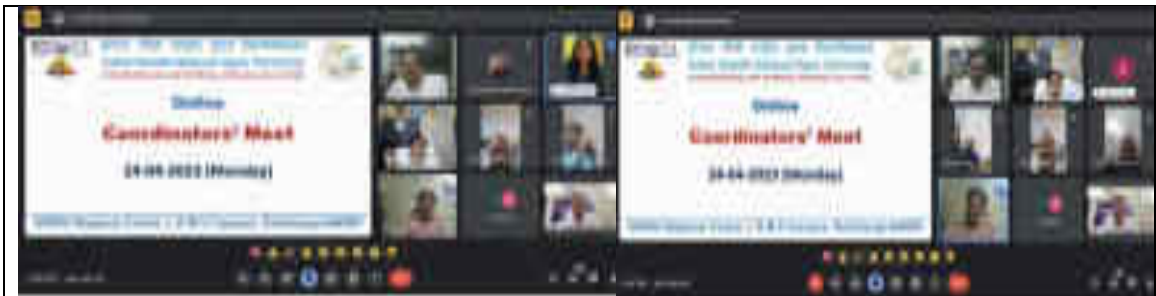




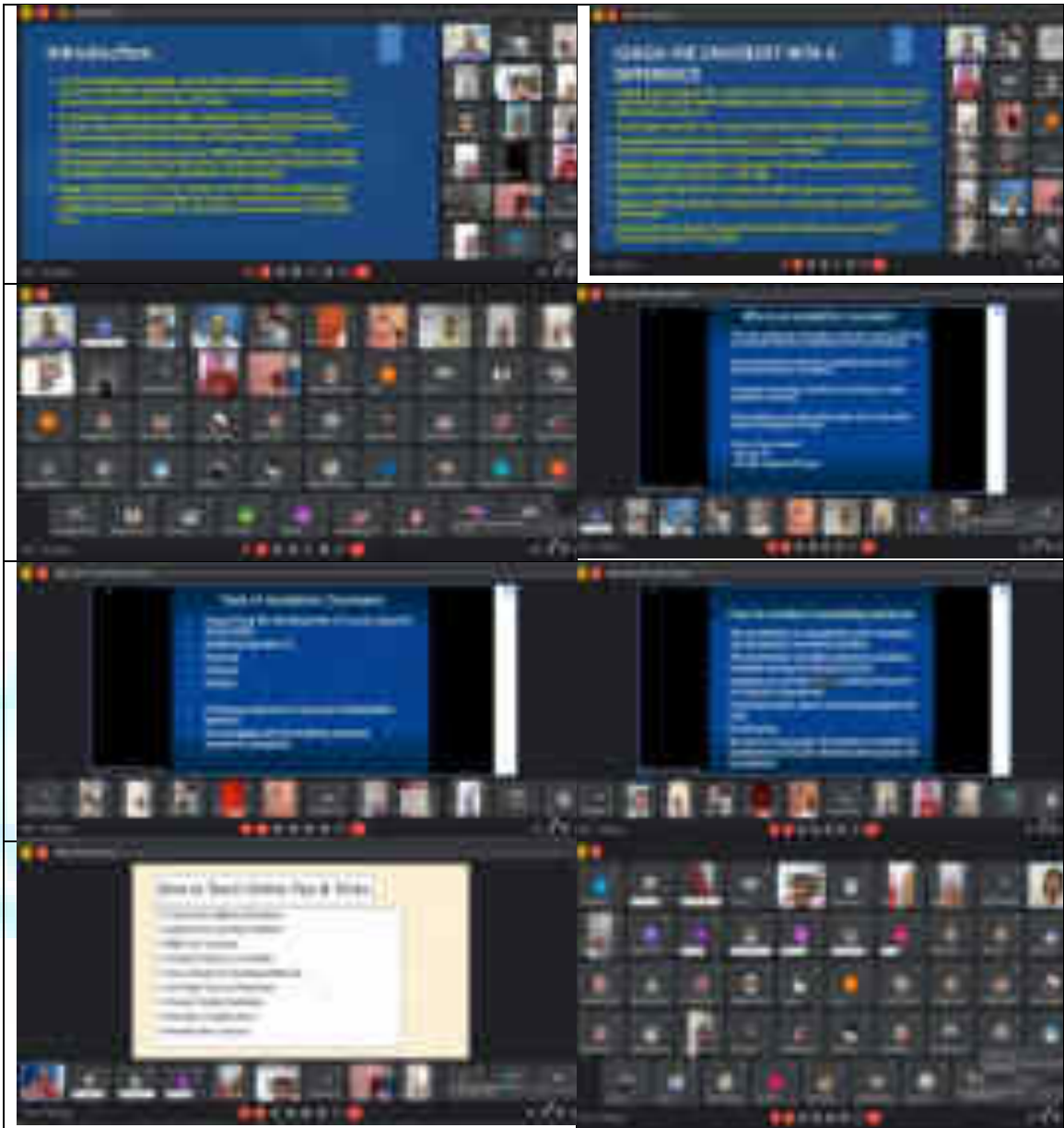
17. Study Materials distributed to the respective learners on 24/04/2023 who admitted in January 2023 Session.



18. Online Coordinators Meet organized on 24/04/2023 regarding Evaluation of Assignments, TEE June 2023, Activation of new programmes and other issues at RC and LSCs.



19. An online Orientation programme jointly organized on 28/04/2023 by RC Patna, Darbhanga and Bhagalpur for empanelment of new Academic Counsellors.



## **Delhi 2**

### *Coordinators' One Day Meet – RC Delhi-2*

Regional Centre Delhi-2 organized a One Day Coordinators' Meeting on Tuesday, 11th May 2023 from 11.00 am to 5:00 pm. In face-to-face mode, the meeting was organised after a gap of three years. The meeting was conducted at the Conference Hall, The Bharat and Scouts Hqtrs, 16, Indraprastha Estate New Delhi, which is adjacent to the RC Delhi-2 premises.

The meeting was attended by 26 Participants, which were Coordinators/ Assistant Coordinators belonging to different LSCs of the RC.

At the outset, Dr. Kanan Sharma, Regional Director, RC Delhi 2 welcomed participants and briefed them about new strides of achievements and significant progress made by IGNOU in the recent past. She highlighted expansion of university in terms of enrollment, mode of delivery - Online and new ODL programs, international collaboration in form of E- Vidyabharati, Channel based counselling, translation of IGNOU SLMs in order to enhance reach of higher education to larger segments of the population.

During the meeting, the deliberations were made upon thrust areas such as Awareness of Open and Distance Learning in the region, Strategies for enhancing the Gross Enrolment Ratio (GER), Best Practices for strengthening Student Support Services, promoting Collaboration for Outreach and extension programme, Evaluation of Assignment, Identification of academic counsellors of various newly launched programmes Activation of Programmes at LSCs and Record keeping and Financial Management. All the academics of RC Delhi 2 namely Dr. Kanan Sharma, Dr. D P.Singh, Dr.Shyni Duggal, Dr. Rita Chauhan, Dr. Aatur Rahman and Dr. Meena Singh interacted, discussed and deliberated upon various issues to provide solutions to be adopted for better Learner Support Services. The participants were made aware about the recent notification of blended mode of counselling sessions, newly launched programs, effective utilisation of social media, innovation and best practices of strategies to be adopted for enhancing GER. Gold Medalists of RC Delhi-2 for 36th Convocation were also invited and were felicitated with memento during the Coordinators' Meeting. The information about IGNOU's PDP was provided to the participants to motivate more teachers, faculty and academic counsellors to get trained about NEP 2020.

The feedback and further suggestions given by Coordinators/ Assistant Coordinators are compiled for further necessary action and information of higher authorities.

The meeting ended with a Vote of appreciation by all.





### **Visit to Florence Nightingale College of Nursing**

Dr. Kanan Sharma and Dr. Rita Chauhan visited Florence Nightingale College of Nursing, GTB Hospital, New Delhi to assess the feasibility to establish the Programme Study centre for B.Sc Nursing (Post Basic) on 19/04/2023 . The academics met with Dr. Anjana Dhall, Principal, visited Florence Nightingale College of Nursing, GTB Hospital, New Delhi. The physical infrastructure (rooms, laboratory, library etc.) was examined with respect to requirement mentioned for for B.Sc Nursing (Post Basic) There was interaction with College's Nursing faculty.



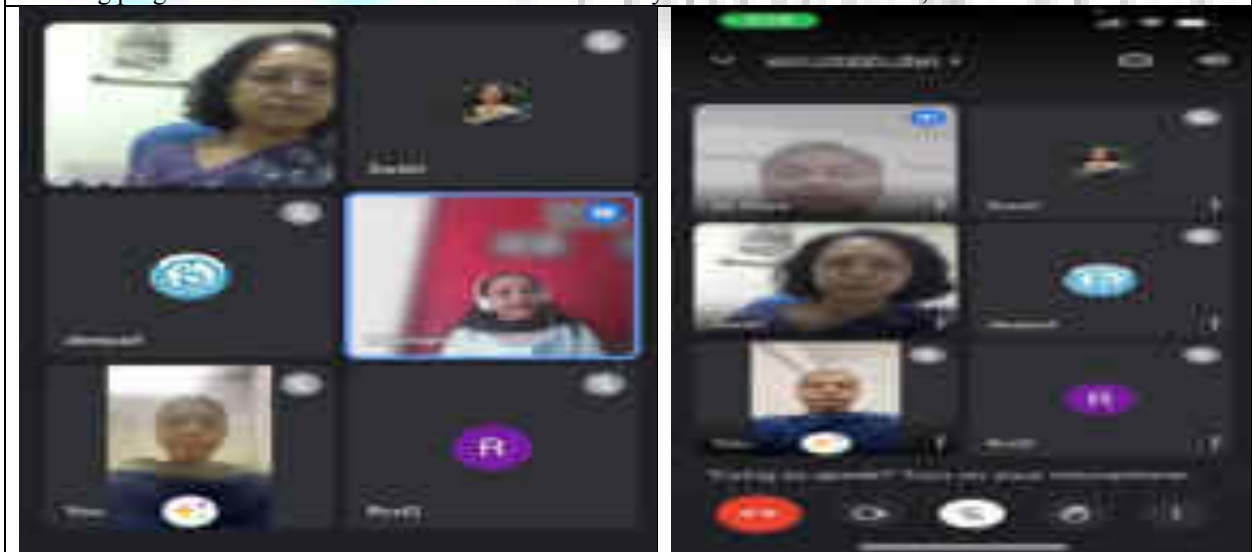


**Training of LSC functionaries for newly established LSC-29065**

Dr. Rita Chauhan, ARD briefed the part time functionaries of LSC-29065, Miranda House College regarding online counselling schedule, procedures and conduct of B.Sc Practical Examinations



Training programme of LSC functionaries on 20/04/2023 by Dr. Rita Chauhan ARD, RC Delhi-2



10-04-2023- TEPE Viva Voce of PGDMH Programme

## **Gangtok**

*Induction for January-2023 session at LSC-2401R on 22<sup>nd</sup> May, 2023-* An Induction Programme for Fresh admission of January 2023 batch has been conducted successfully on 22<sup>nd</sup> May, 2023 at Seminar Hall, NBBGC, Tadong. In the said programme 33 learners out of 435 learners enrolled under Study Centre-2401 and all the part-time functionaries of SC-2401 were present. Apart from roles and responsibilities of the learners as well as Study Centre and Regional Centre, learners are also oriented on the following issues:

1. Assignments preparation and submission to the Study Centre.
2. Downloading of Students Identity card and its importance.
3. IGNOU Study materials related issues.
4. Re-registration, its importance and process.
5. Open and Distance Learning Mode
6. Examinations, filling of examinations forms, downloading of hall tickets, examinations results and re-evaluation process.
7. Highlighted on program under semester system.
8. Highlighted on Programs having compulsory project report/dissertation.
9. Conduct of counselling session by the Study Centre

Last but not the least, learners have given sufficient space to put forward their queries and doubts, similarly most of the queries and doubts have been clarified.



## **Guwahati**

*Workshop Of Certificate In Professional Development Of Teachers (Cpdt) Programme(Ignou-Nvs Project)*

The practical component of CPDT programme ( Course:BESL-064) comprised of School based activity Assessment and Workshop for 142 Teachers learners of Navodaya Vidyalaya Samiti was organised in Collaboration with Navodaya Leadership Institute, Kamrup at NLI, Kamrup, Rangia, Assam. 5 Days Workshop each for 3(three) Batches was organised from 9-13<sup>th</sup> January, 2023, 16-20<sup>th</sup> January and 30<sup>th</sup> Jan-

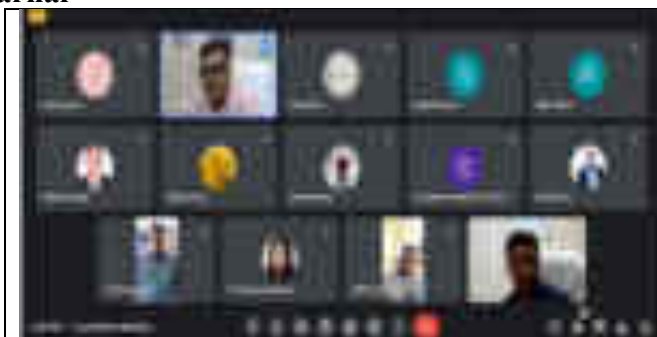
3<sup>rd</sup> Feb, 2023 respectively. The workshop was attended by 121 Teacher Learners. All the 3 Workshops were inaugurated by Regional Director, RC Guwahati Joseph Somi and Deputy Commissioner and Director NLI, Kamrup Mr. M.A. Muneeb. Asst Regional Director Dr. Md Baniyamuiddin Coordinated and Conducted the workshop as Programme Director with kind support from Coordinator NLI Kamrup Dr. Sanjivan K. Nambiar. The Workshop was organised as per the guidelines given by the School of Education. The resource persons delivered a lecture on various topics such as Adolescence and mental Health, Developing Communication skills, Building Moral values of adolescence, Counselling Techniques, Managing stress and conflict, Inter-personal processes, Universal Design for learning, Multicultural Classroom and Personalised Learning Support for students with disabilities and also NEP,2020.

Besides, the assessment process for school-based activities undertaken by the Teacher learners in their respective schools on the topics: Life skill development and inclusive teaching learning processes was also assessed by making the learners to present the activities done along with submission of report and lesson plan, before the experts.

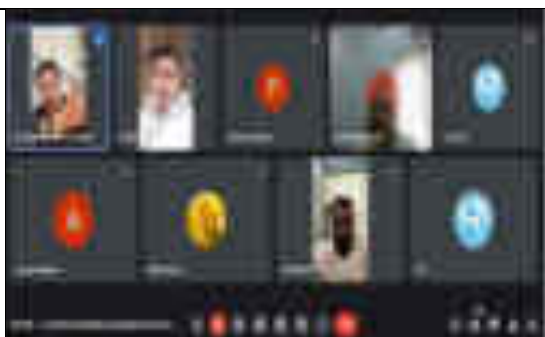
We have invited reputed Resource Persons in the respective fields to take sessions and coordinate the hands-on activities by learners based on Handbook for practical provided by School of Education IGNOU, HQrs., IGNOU, New Delhi. Two Faculties of School of Education viz., Prof. Amitava Mishra Programme Coordinator CPDT programme and Dr. Ajith Kumar. C. participated in the 2<sup>nd</sup> and 3<sup>rd</sup> Batch Workshop respectively and took one session each and monitored the overall conduct of Workshop. Over all activities of workshop was organised and conducted very smoothly and successfully with a lot satisfaction feedback received from participants. All the resources and support provided by officials and staff of NLI, Kamrup, Rangia in successfully organising the said programme is very much worthy to be mentioned in this report.



## Karnal



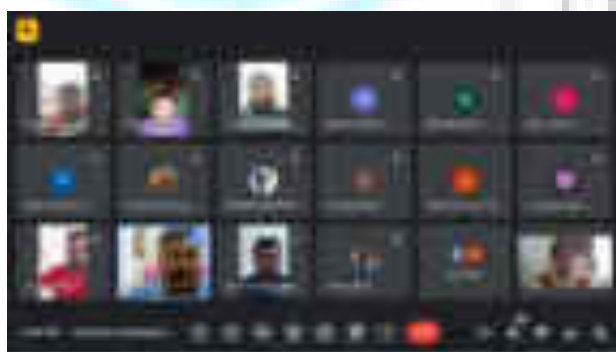
Coordinator Meeting dt. 11th May 2023



Innovation Club Meet dt. 25th May 2023

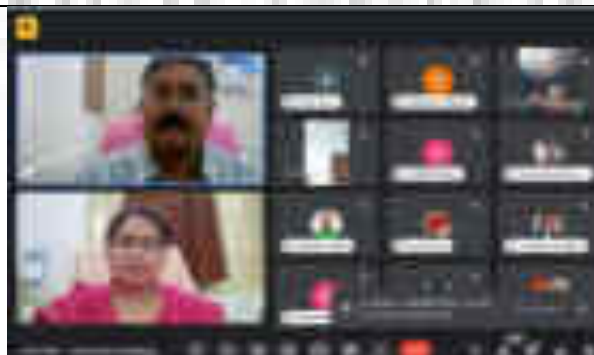
## Koraput

An Induction Meeting conducted for Certificate & Semester Programme of January, 2023 session on Monday, May 10 at 4:00 – 5:00pm. Around 19 learners joined the meeting. All the Academics discussed on different dimensions and support services of IGNOU. The link of the meeting is :: <https://meet.google.com/dxi-pxtw-dvt>





Induction Meeting conducted for the learners of Master Degree programmes of July 2023 Session on 28-04-2023 at 3.00 pm. Detail discussion conducted and clarified their doubts regarding different components of support

Grievance Meeting conducted for the learners of LSC located at Regional Centre(Code-4400) through online on 27-04-2023 at 4.00 pm. Around 100 learners participated in the meeting and clarified their doubts pertaining to downloading I Card, submission of assignments, Term End examination, Study materials etc. The link of the meeting : <https://meet.google.com/odz-aijq-keu>



Coordinators Meeting conducted on 26-04-2023 at 4 .00 pm to review the admission & Re-Registration status as well as the strategies of promotional meetings for July 2023 session. Further a detail discussion conducted

<p>services. The link of the meeting is:  <a href="https://meet.google.com/fsx-ncbm-bte">https://meet.google.com/fsx-ncbm-bte</a></p>	<p>regarding various dimensions of Monthly Monitoring Report and also academic counseling sessions. The link of the meeting is: <a href="https://meet.google.com/qzx-oioi-yas">https://meet.google.com/qzx-oioi-yas</a></p>
	
	<p>An orientation programme conducted online for the faculties of Panchayat College, Dharmgarh, Kalahandi 28th May, 2023 at 11 am. Around 25 participants joined the meeting. The detail discussions were held on how to fill the online form to empanel as Academic Counsellors of IGNOU. A demo session conducted step wise for the faculties  The link of the meeting is :  <a href="https://meet.google.com/cas-dkdv-huw">https://meet.google.com/cas-dkdv-huw</a></p>

## Lucknow

### *Online Induction Meeting for the learners of MBAOL & ODL of January - 2023*

Indira Gandhi National Open University (IGNOU), Regional Centre, Lucknow has organized an Online Induction Meeting for the learners of MBAOL & ODL of January – 2023 on Tuesday, 11<sup>th</sup> May, 2023 through Google Meet. During the meeting **Dr. Manorama Singh**, Senior Regional Director, **Dr. Reena Kumari**, Assistant Regional Director, **Mr. Arabinda Mishra**, Executive (DP) and learners were present. A Virtual tour of IGNOU LMS Portal and was website of IGNOU shown to all the learners of MBA programme. Learners were informed about How to upload assignments at LMS Portal and Do's and Don'ts related to assignments. Link for downloading Assignments, Study Material, Previous year Question Papers and submission for examination form

were shared with the learners. Counselling Schedule and link for WhatsApp Group of IGNOU, Regional Centre, Lucknow were sent through e-mail. Queries raised by the learners were responded by the IGNOU Officials and which queries were not possible to resolve at Regional Centre level, forwarded to [coe@ignou.ac.in](mailto:coe@ignou.ac.in) . At the end of the programme formal Vote of Thanks was proposed.



*Virtual Grievance Redressal Meet for IGNOU Online Programmes*

Indira Gandhi National Open University (IGNOU), Regional Centre, Lucknow has organized Virtual Grievance Redressal Meet for IGNOU Online Programmes on Wednesday, 15<sup>th</sup> March, 2023. During the meeting **Dr. Manorama Singh**, Senior Regional Director, **Dr. Reena Kumari**, Assistant Regional Director, **Mr. Arabinda Mishra**, Executive (DP) and learners were present. A Virtual tour of IGNOU LMS Portal was shown to the participants. Learners were informed about How to upload assignments at LMS Portal and Do's and Don'ts related to assignments. Queries raised by the learners were responded by the IGNOU Officials and which queries were not possible to resolve at Regional Centre level, forwarded to [coe@ignou.ac.in](mailto:coe@ignou.ac.in) . At the end of the programme formal Vote of Thanks was proposed.



*Online Induction Meeting for the Learners of CFDE & CIB Programme for January 2023*

***Session***

Indira Gandhi National Open University (IGNOU), Regional Centre, Lucknow has been nominated as Nodal Regional Centre for conduct of Online Academic Counselling for the Learners of CFDE & CIB Programme enrolled for January 2023 Session. IGNOU Regional Centre, Lucknow organized Online Induction Meeting for learners of both the programmes – CFDE & CIB on Friday, 7<sup>th</sup> May, 2023. Induction Meeting has been attended by the Senior Regional Director **Dr. Manorama Singh**, Assistant Regional Director **Dr. Reena Kumari**, Academic Counsellors **Dr. Bhagyapreet Kaur** and **Ms. Harshita Hajela** and learners. The meeting was started with Kulgeet of the University.

IGNOU, Regional Centre, Lucknow has created separate WhatsApp Groups for CFDE & CIB learners. Links for downloading Study Material, Programme Guide, Assignments have sent to all the learners through e-mail and WhatsApp Group. The meeting was ended with formal Vote of thanks and the National Anthem.



*Online Webinar on Dr. B.R. Ambedkar's Views on Nation & Nationalism: A Critical Perspective*



Indira Gandhi National Open University (IGNOU), Regional Centre, Lucknow in collaboration with IGNOU Learner Support Centre 27108, Shri Jai Narayan PG College Lucknow, organized Online webinar on Dr. B. R. Ambedkar's Views on Nation & Nationalism: A Critical Perspective on Friday, 14<sup>th</sup> May, 2023 through Google Meet. During the meeting **Dr. Manorama Singh**, Senior Regional Director, **Dr. Reena Kumari**, Assistant Regional Director, **Dr. Vishwanath Mishra**, Professor of Political Science, Arya Mahila PG College, BHU Varanasi, **Dr. Praveen Kumar, Coordinator**, IGNOU Learner Support Centre 27108, Shri Jai Narayan PG College, Lucknow, **Dr. Tirmal Singh**, Asst. Coordinator, **Dr. Yogesh Pandey**, Coordinator, IGNOU Learner Support Centre, Bipin Bihari College, Jhansi, **Dr. Parvat Singh**, Coordinitor, IGNOU Learner Support Centre, R S G U PG College, Pukhrayan, **Dr. Sarvayaaya Shukla**, Asst. Coordinator, IGNOU Learner Support Centre 27197, B N D College, Kanpur and learners were present. The webinar was started with Kulgeet of the University. Dr. Manorama Singh, Senior Regional Director, welcomed the participants. Key Note speaker Dr. Vishwanath Mishra sensitized the participants about the views of Dr. B R Ambedkar in detailed. Mishra spoke in his address that Dr. Ambedkar favored state while there is any issue between state and person but while there is any issue between state and community then favored community, not the stated. Ambedkar believed that caste identification May be included with nation but there should not be any political pressure. At last participants raised their queries about Dr. Ambedkar's views. Formal Vote of Thanks was proposed by Dr. Praveen Kumar and program was conducted by Dr. Reena Kumari.

*Online Induction Meeting for the Learners of MCAOL& BCAOL for January 2023 Session*

Indira Gandhi National Open University (IGNOU), Regional Centre, Lucknow has been nominated as Nodal Regional Centre for conduct of Online Academic Counselling for the all Learners of MCAOL& BCAOL Programme enrolled for January 2023 Session. IGNOU Regional Centre, Lucknow organized Online Induction Meeting for learners of both the programmes – MCAOL& BCAOL on Monday, 1<sup>st</sup> May, 2023. Induction Meeting has been attended by the Senior Regional Director **Dr. Manorama Singh**, Assistant Regional Director **Dr. Anamika Sinha**, Mr. Arabinda Mishra, Executive (DP), Academic Cousellors **Dr. Amit Bajpayee**, **Mr. Avinash Gupta**, **Dr. Asheesh Shukla** and learners. The meeting was started with Kulgeet of the University. **Dr. Manorama Singh** spoke about the functional as well structural system of the University and said that IGNOU has been accredited with A++ the highest grade by NAAC. Dr. Singh motivated

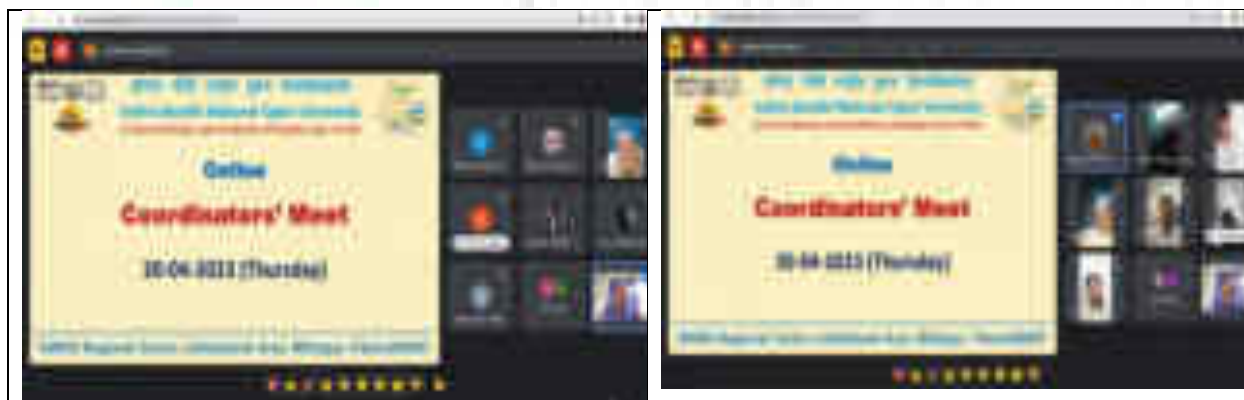
the learners to attend theory and Lab counselling sessions of MCAOL& BCAOL for development of skill and enhancement of knowledge of Computer.



### Patna

#### *Online Coordinators' Meet 20.04.2023*

The Regional Centre organized a Coordinators' Meet on 20<sup>th</sup> May 2023 to discuss the various issues related to student support services like the status of assignment of evaluation for TEE December 2022 and TEE June 2023, organization of online counseling sessions and the practical sessions for the undergraduate courses in the face to face mode and the submission of Monthly Monitoring Report through a Google Form to keep track of the support services at the LSCs. The Regional Director requested all the coordinators to submit the Monthly Monitoring report of their respective Learner Support Centres with effect from May 2023.



#### *Online Orientation Programme for Academic Counsellors 28.04.2023 Jointly organized by Regional Centre Bhagalpur, Darbhanga and Patna*

Regional Centre Bhagalpur, Darbhanga and Patna organized an online Orientation Programme for the newly empaneled Academic Counsellors of all the three Regional Centres on 28.04.2023. A

total of 118 Academic Counsellors of the 3 regions participated in this programme. The academics of the three Regional Centres handled six sessions in all. Dr. Abhilash Nayak, Sr. Regional Director handled the 1<sup>st</sup> session on “Introduction to Open, Online and Distance Learning”. Dr. Sarah Nasreen, Regional Director, Bhagalpur took the 2<sup>nd</sup> session on “Role of Academic Counsellors in ODL” and Dr. Rajeev Kumar, ARD, Darbhanga handled the 3<sup>rd</sup> session on “Academic Counselling in ODL”. Dr. Shalini, ARD, Patna made a presentation on “Teaching Online in the Post-Covid Scenario”. The 5<sup>th</sup> session was handled by Dr. Shailini Dixit, ARD, RC Patna. She spoke on “Evaluation of Assignments”. The last session was handled by Dr. O.P. Tiwari, ARD, RC Bhagalpur who made a presentation on “Evaluation of Projects, Synopses, Internship Reports, Dissertations and Field Work Journals”. Finally Mr. Anand Kumar, AR, RC Patna proposed formal Vote of Thanks. All the participants appreciated this collaborative initiative of the Regional Centres. All the participants were given Certificate of Participation.



*Online Counselling Sessions Organized by the RC as a Nodal Centre*

Online counselling sessions for Certificate in Solid Wastes Treatment Techniques (CSWATT) and Certificate in Solid Waste Management (CSWM). RC PATNA was identified as the Nodal Regional Centre to organise the online counselling sessions for the learners enrolled in January 2023 session for Certificate in Solid Wastes Treatment Techniques (CSWATT) and Certificate in Solid Waste Management (CSWM). CSWATT. Two resource persons were engaged to take the online sessions and they were Prof. (Dr.) Gyanesh Kumar Sinha from Operations and Analytics School of Management Bennett University, Greater Noida and Prof. Alok Sinha Department of Environmental Science and Engineering IIT Dhanbad. The courses covered were BWA001, BWA002, BWA003, and BWA004. The Programme coordinator Mr. Anuj Kumar Purwar (SOET)

extended his academic support and stayed throughout the sessions. The schedule was uploaded on RC Patna's website and the students were informed both through SMS and Mail. They actively participated in the sessions and the link of the schedule for joining the sessions was:

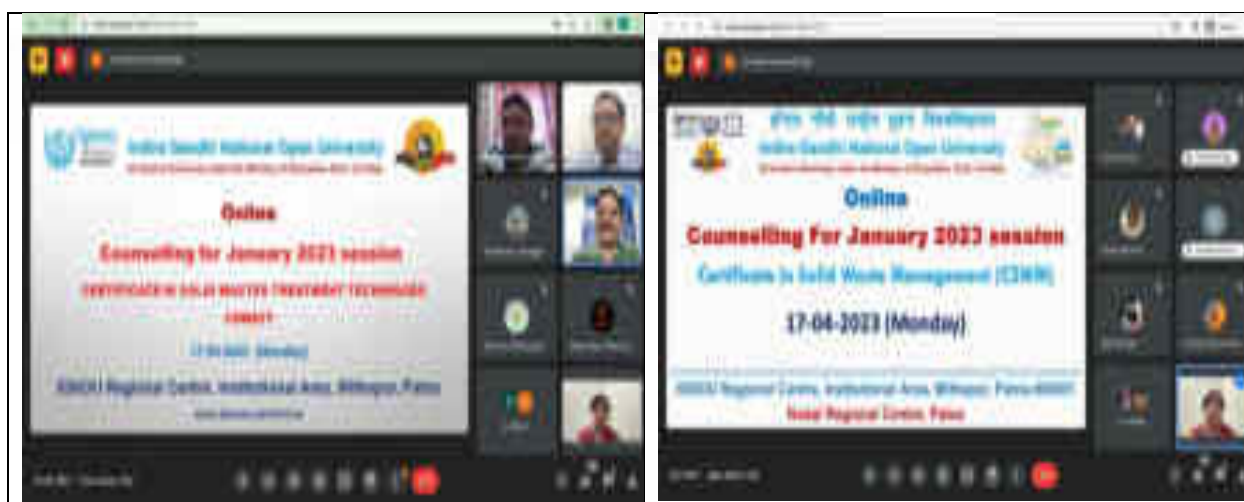
[http://rcpatna.ignou.ac.in/Ignou-RC-Patna/userfiles/file/Revised%20Counselling-Schedule\\_CSATT.pdf](http://rcpatna.ignou.ac.in/Ignou-RC-Patna/userfiles/file/Revised%20Counselling-Schedule_CSATT.pdf)

*The students were benefitted because of the interactive sessions and the PPTs were shared among them.*

*CSWM.* – Two resource persons were engaged to take the online counselling classes, and they were Dr Hitesh Sukhwal Deputy General Manager Environment, Sirohi, Rajasthan and Dr. Pooja Pandey from Toxics Link, New Delhi. The course code BEV-001 was covered by Sukhwal Sir and BEV-002 and BEV-003 was covered by Pooja Mam. The Programme coordinator Dr. Deeksha Dave and SOITS Director Prof. Shachi Shah gave all academic support to make the session fruitful. The Link for joining the online session was:

[http://rcpatna.ignou.ac.in/Ignou-RC-Patna/userfiles/file/Counselling-Schedule\\_CSWM\\_JAN-2023.pdf](http://rcpatna.ignou.ac.in/Ignou-RC-Patna/userfiles/file/Counselling-Schedule_CSWM_JAN-2023.pdf)

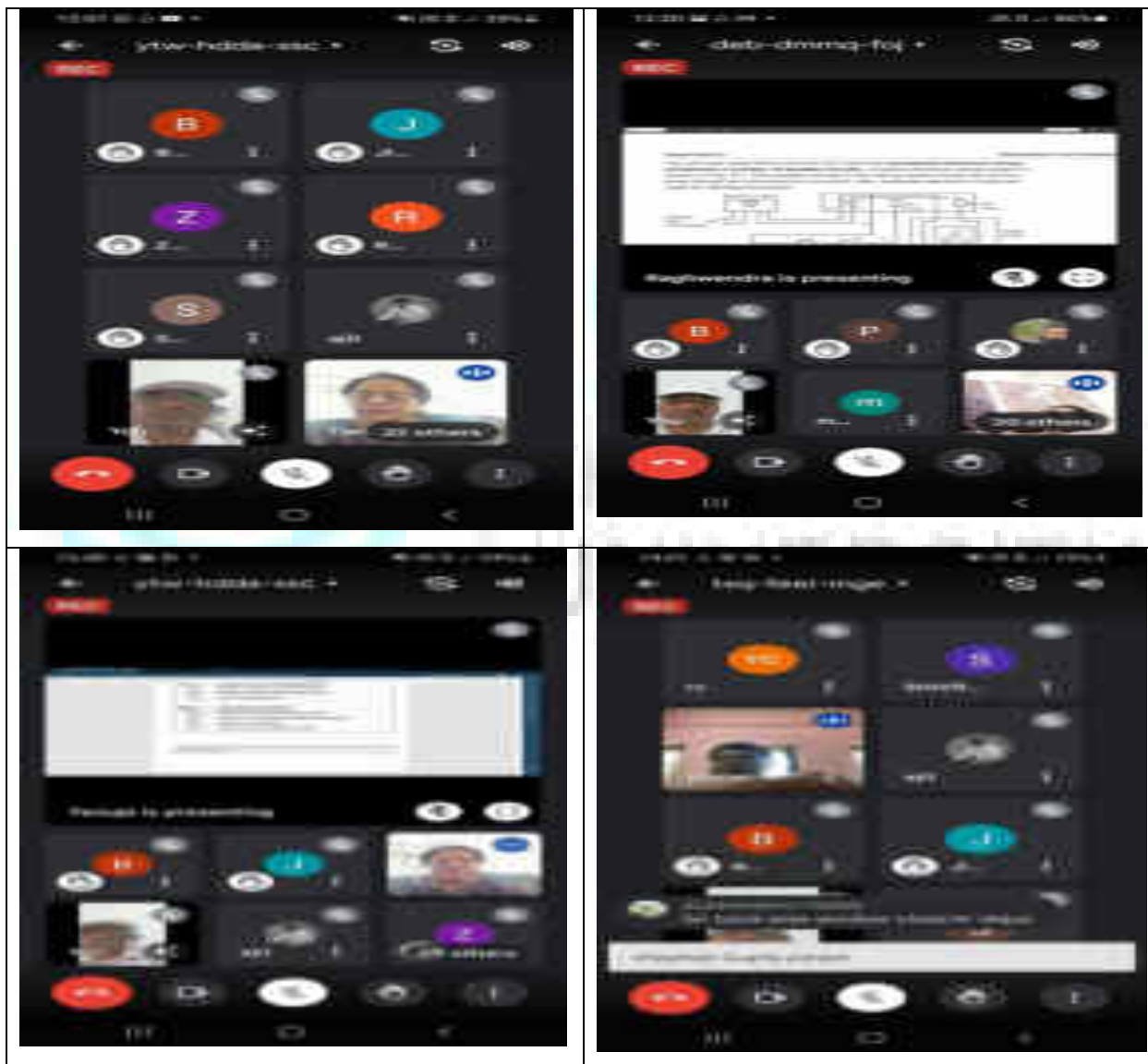
Throughout the session, the students actively participated and WhatsApp group was created for both the programmes for the convenience of the learners.



*Counseling sessions for Certificate Programme in Laboratory Techniques (CPLT)*

Regional centre Patna had organised the Online counselling sessions for Certificate Programme in Laboratory Techniques (CPLT) between 13<sup>th</sup> May 2023 to 28<sup>th</sup> May 2023. The counselling

schedule was uploaded on RC Website with the links for courses of CLT -101, 102, 103 & 104 of said programme. In this regard four Academic counselors i.e. Dr.R aghvendrakumar for CLT-101 & CLT 104, Dr.Tanuja for CLT -102 and Dr. Krishnandan Kumar for CLT -103 were engaged for online counselling sessions. Total 16 sessions were organised for the students admitted in January 2023 cycle. Online Counselling schedule and relevant photographs are attached for the needful. These sessions were organized under the supervision and direct monitoring of Dr Asif Iqbal, ARD.



#### *Online Counselling Session for BLIS*

The online counselling session for the BLIS programme for the July 2022 session was organised from 31 March 2023 till 30th May 2023. Total 06 resource persons were engaged in taking the

online sessions. They were Mr. Mallick, Ms. Madhu, Mr. Anup, Ms Mousam, Mr. Anjani and Mr. Ajit. Active participation was seen by the learners. The strength of the students was good.

[http://rcpatna.ignou.ac.in/Ignou-RC-Patna/userfiles/file/blis\\_schedule\\_july-2022.pdf](http://rcpatna.ignou.ac.in/Ignou-RC-Patna/userfiles/file/blis_schedule_july-2022.pdf)

BLI-221 <https://meet.google.com/qfw-mngz-saq>

BLI-222 <https://meet.google.com/obi-rtvk-qbw>

BLI-223 <http://meet.google.com/fmy-jpcd-wqq>

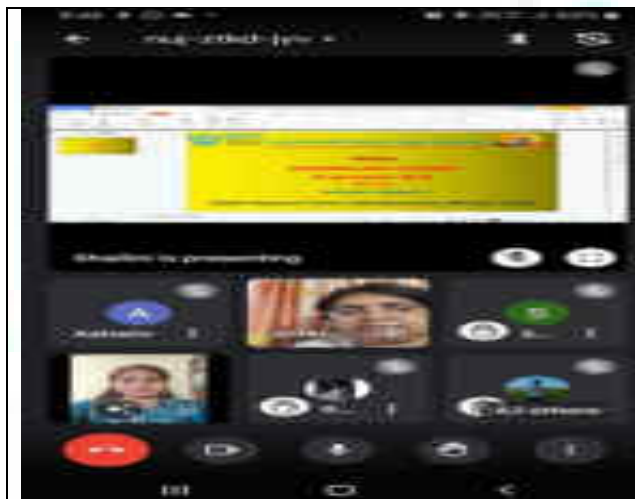
BLI-224 <https://meet.google.com/nuj-ztkd-jyv>

BLIE-226 <https://meet.google.com/kmw-fzzf-yrb>

BLIE-227 <https://meet.google.com/kwj-yrky-mqx>

BLIE-228 <https://meet.google.com/bss-jixu-tiu>

BLIE-229 <https://meet.google.com/bss-jixu-tiu>



BBARL - BRLT -09 Practical being held at the study centre 0501

**Rajkot**

Online Coordinators Meeting of RC Rajkot with Director (RSD) on 25<sup>th</sup> May, 2023,  
10:30AM to 11:30AM

Themes of the Meeting:

1. Promotional Strategies for the July 2023 Session
2. Innovative ways to provide Learner Support for the existing students

Some issues discussed during the meeting are submitted herewith:



Issue/query	Reply/solution/submission
<p>Director RSD wants to know about –</p> <ul style="list-style-type: none"> <li>• Channel based counseling through RC Rajkot</li> <li>• Utilization of social media to disseminate information/updates with Coordinators and students.</li> </ul>	<p>RD (I/c) Rajkot replied –</p> <ul style="list-style-type: none"> <li>• At present RC is functioning from rented building. Actually, it's not building it's a big hall only and not having single room/chamber. All officers/officials seating together. Hence, arrange CBC is not possible. Now, RC building is ready for inauguration. After shifting at own building, RC can arrange CBC.</li> <li>• RC is using various social media to disseminate information/updates of university. RC is having Facebook page, Twitter &amp; Instagram accounts, WhatsApp group of Coordinators. Regularly managed and updated the social media platforms.</li> </ul>
<p>Coordinator LSC 0914 submitted issues –</p> <ul style="list-style-type: none"> <li>• Assignment submission date extension is effected to evaluation process</li> <li>• Students not getting SLM in time and MPDD not responding</li> <li>• The provided Computer and printer is very old and difficult to maintain/repairing</li> </ul>	<ul style="list-style-type: none"> <li>• Director, RSD instructed to all LSCs that the date is extended in the benefit of students. But, LSCs don't wait and start evaluation process of received assignments by 31.03.2023. Otherwise, it will be affected in declaring of results on time.</li> <li>• Remaining both the issues replied by Dr. A.K. Srivastava, DD, RSD. They told to the Coordinator about to submit a list through RC who are not getting SLM.</li> <li>• The old equipments point noted down by Dr. A.K. Srivastava, DD, RSD.</li> </ul>
<p>Coordinator LSC 0923 submitted issues –</p> <ul style="list-style-type: none"> <li>• Getting approval of ACs is very time consuming</li> </ul>	<ul style="list-style-type: none"> <li>• Director, RSD discussed with the Coordinator about possibilities of activation of BSC Program at the LSC and submission of proposal to RC.</li> <li>• Dr. A.K. Srivastava, DD, RSD noted down issue of ACs.</li> </ul>
<p>Coordinator 42011 submitted issues –</p> <ul style="list-style-type: none"> <li>• Getting approval of ACs is very time consuming, tedious, lengthy not getting approval after 4 to 6 months and very</li> </ul>	<ul style="list-style-type: none"> <li>• Dr. A.K. Srivastava, DD, RSD noted down issue of ACs and give assurance about to discuss the matter with schools.</li> </ul>



<p>difficult to provide SSSs in time. It will be easy if approval done at RC level.</p>	
<p>Coordinator LSC 42012 submitted their feedback</p>	<ul style="list-style-type: none"> <li>• Director, RSD suggested to the Coordinator for activation of more programs at their LSC because they are having good faculties of various departments of Saurashtra University.</li> </ul>
<p>Coordinator 0960P submitted their feedback</p>	<ul style="list-style-type: none"> <li>• Director, RSD suggested for activation of more programs related to their Department of Home Science. RD (I/c) informed that the present Coordinator appointed with the condition of activation of and the same was conveyed and followed up during the last one year by RC. Coordinator has once again assured about submission of proposal for activation of new programs. During the meeting the Coordinator informed about ongoing practical of MSCDFSM students. Dr. Jayesh Patel, AD, RSD has suggested to attach RC Ahmedabad MSCDFSM 1<sup>st</sup> year students with the ongoing practical because RSD is receiving complaints of RC Ahmedabad students. But, RD Rajkot informed that the practical sessions are arranged without approval of the counseling schedule by RC. RC has conveyed observations on the practical schedule earlier submitted by LSC and no response received till the date from LSC. The practical counseling schedule will be shared with RSD as soon as received from LSC.</li> </ul>
<p>Director, RSD discussed about less number of LSCs, not covered districts and opening of new LSCs in Rajkot region, low enrollment. Requested to Coords for opening of new LSCs in prestigious institutions.</p>	<ul style="list-style-type: none"> <li>• RD (I/c) informed; (1) Initially more number of SSCs opened in the region. Hence, it's not complied as per IGNOU-ODL norms. The SSCs have been requested to submit proposal for Regular LSC. But, they have not agreed and not submitted. It's also a fact that the SSCs were not having sufficient student strength. (2) As per the present student</li> </ul>

strength of RC, the number of LSCs are more than enough. (3) RD (I/c) gave assurance about increase of student strength, opening of new LSCs and follow all the guidance and suggestions of Director, RSD discussed during the meeting.



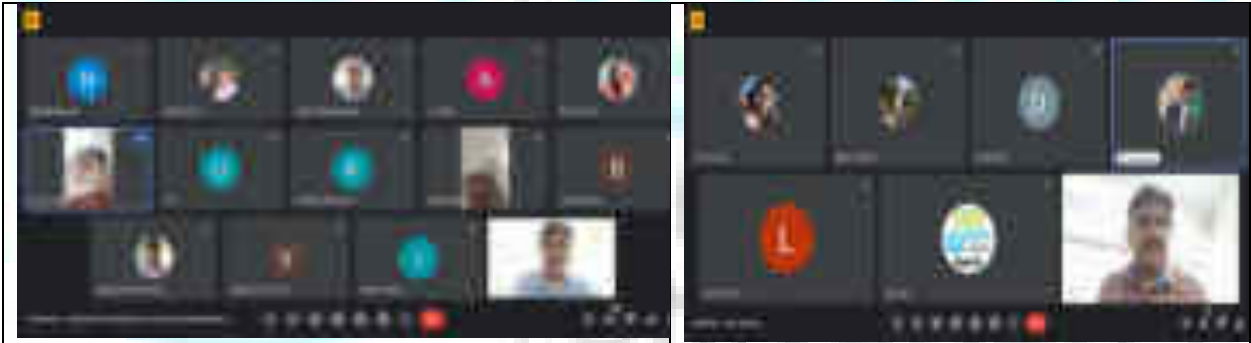
## Ranchi

Floral Tribute was given to Babe Saheb Ambedkar by the RC staff on 14.4.2023

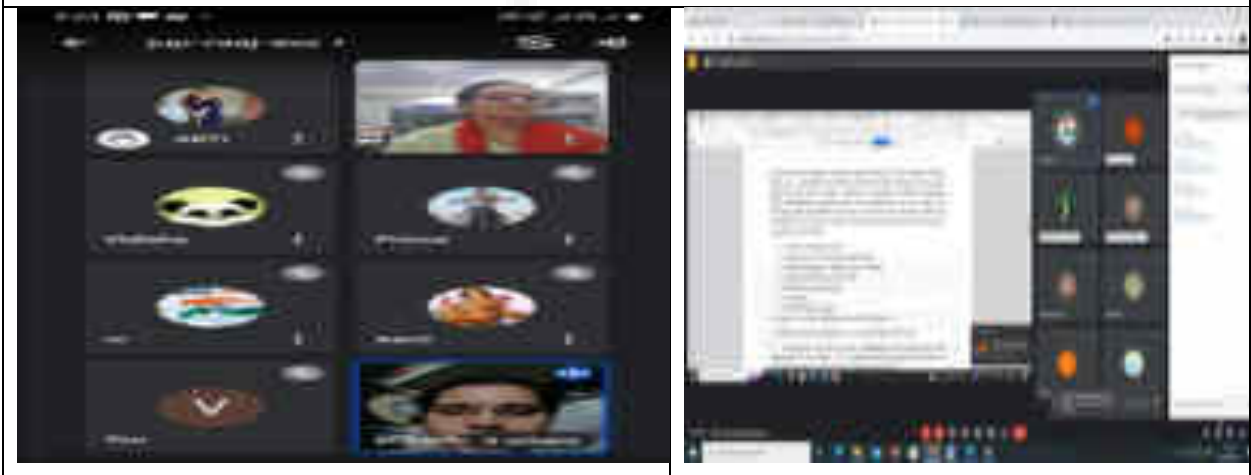


Orientation Program for the Newly Appointed Coordinators and Asst Coordinators on 30.4.2023

An **Online Orientation Program** was conducted online for the newly appointed Coordinators and Asst Coordinators to make them familiar with the IGNOU system. 13 participants had joined in the meeting.



Grievance Redressal Meeting on 06.4.2023, 13.4.2023, 20.4.2023, 27.4.2023



Induction Meetings for the fresh learners of Jan 2023 Session were conducted Online by the RC and Offline by the LSCs

*Induction Meeting conducted Online on 09.4.2023*



*On 23.4.2023 @ LSC 32032*



On 23.4.2023 @ LSC 0513



On 23.4.2023 @ LSC 3635



Induction Meeting 30.04.2023 (3610)



Induction Meeting 30.04.2023 (0525)

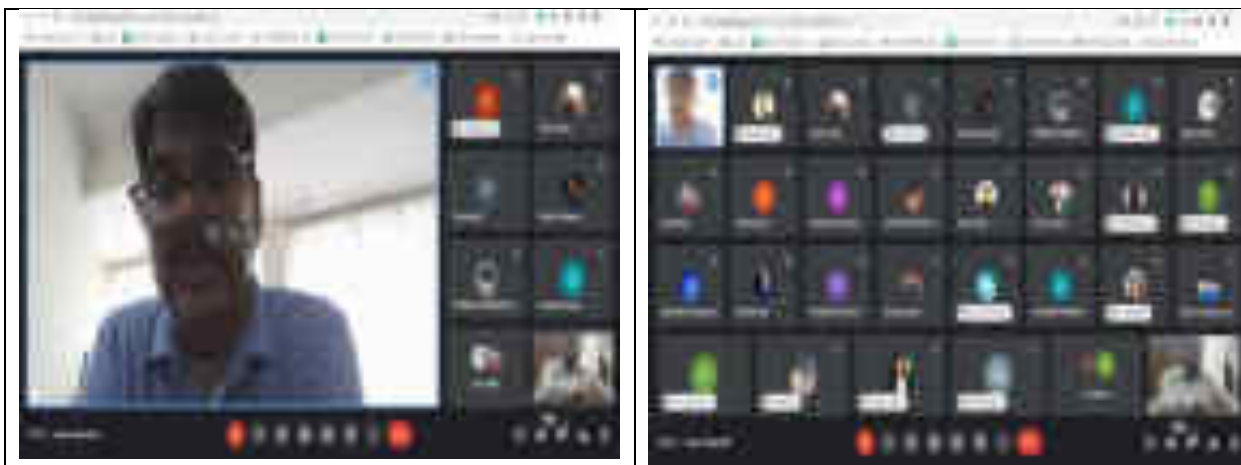


Induction Meeting 30.04.2023 (3611)



Induction Meeting 30.04.2023 (32019)





Interactive Sessions with the learners of Computer Programs on 30.04.2023 (0534) before the conduct of Offline Lab counselling sessions.

## Shillong

### **Awareness Programme**

Date: 26/04/2023, Time: 11.00 a.m. to 2.00 p.m.

Venue: Community Hall, Nongrimsadew, East Khasi Hills

### **Topic: “Natural Resource Management and Sustainable Agriculture”**

Nongrimsadew is an adopted village of RC Shillong and situated 30 km. away from Shillong. There are approximately 65 Tribal families residing in this village. The village has 1 primary school up to class VII, a community hall, and a motorable road connected with NH 106. The population of the village is nearly 375. The major income sources are forest cultivation, daily wage labour, pig farming and small business. IGNOU Regional Centre Shillong in collaboration with Village Natural Resource Management Committee (VNRMC) organized an awareness programme on **Natural Resource Management and Sustainable Agriculture** at the Community Hall of Nongrimsadew, East Khasi Hills on 26/04/2023 from 11.00 a.m. onwards. Welcoming the participants, Dr. Rahul Bhattacharjee, Regional Director, informed the audience about the programmes offered by IGNOU and the fee exemption of certain programmes for students belonging to ST/ST. The Village Headman of the Nongrimsade, Mr. Alphone A Kharkongor expressed his happiness and gratitude to IGNOU for selecting the village for the awareness programme. Mr. Pynshngain Skhemlang Rymmai, District Project Manager CLLMP, East Khasi Hills explain the significance of the Community-led Landscape Management Project (CLLMP).

He informed that the project is a World Bank-supported project of the state of Meghalaya which aims to strengthen and manage community-led natural resources through a landscape approach, strengthening communities by building capacities and sustainable management of natural resources for economic growth. The resource person of the awareness programme, Mr Ananda Barua, a freelancer, spoke extensively about how to manage the natural resources for sustainable agriculture. Using bilingual language English and Khasi, he explained to the audience the meaning of natural resources in a practical sense, how human interference destroyed these resources, overuse of plastic, harmful chemicals, deforestation and other human activity destroy the environment. Using primary data collected from local researchers and secondary data available through national-international agencies he explained the various facts and concerns of the recent report on different environmental issues. He explained how we can manage and conserve natural resources, especially forests, soil and water sources, in a manner that supports the financial and physical well-being of communities in the state. Around 40 persons including a few school children participated in the awareness programme. The following distinguish personality were present in the program

1. Mr. Alphone A Kharkongor, Village Headman and President of the programme
2. Dr. Rahul Bhattacharjee, Regional Director,
3. Dr. N. S. Singh, Assistant Regional Director, Convenor
4. Mr. Pynshngain Skhemlang Rymmai, District Project Manager CLLMP, Resource Person
5. Mr Ananda Barua, Resource Person
6. Bitmon Wartingah, Assistant, Finance
7. Tony M Nongbet, Assistant, Admission Section
8. T. Nongsiej, P/T Diver MeLT Van






**East Khazai Hill, Mawlaikha, India**  
 2023-05-10 10:00 AM  
 2023-05-10 10:00 AM  
 2023-05-10 10:00 AM




**East Khazai Hill, Mawlaikha, India**  
 2023-05-10 10:00 AM  
 2023-05-10 10:00 AM  
 2023-05-10 10:00 AM

# IGNITE THE PEOPLES



## **Shimla**

### **I. Coordinators' meeting on 21.4.2023**

A meeting with the Coordinators of IGNOU LSCs in HP was held on 21.4.2023 to discuss the preparedness for processing and evaluation of assignments for TEE June, 2023. It has been endeavored of the RC to further strengthen the process of assignments/entering of awards at the level of LSCs so that the result is declared timely. The LSCs were given the guidelines in this regard and details of the part-time staff involved in such tasks have been sought through the Google link for further monitoring at periodic intervals.

### **II Induction Meeting organized by the IGNOU LSCs.**

The induction meetings for the learners registered for January, 2023 session were conducted online / offline by the following LSCs during February, 2023:

#### **Online**

LSC 1100 (for all certificates and semester-based programmes, including online programme)

LSC 1174 on 12.4.2023 for CIS programme.

#### **Offline**

- LSC 1189 for CCH learners
- LSC 1191 for CCH learners
- LSC 1192 for CCH learners
- LSC 1193 for CCH learners
- LSC 1194 for CCH learners
- LSC 1195 for CCH learners
- LSC 1196 for CCH learners

### **III. Grievance Redressal meeting conducted by IGNOU S 1148 on 8.4.2023**

A Grievance Redressal Camp was organized by the IGNOU LSC 1148 (Govt. College, Banjar, District Kully, HP) on 8.4.2023, which was attended by about 18 students, besides the functionaries of study centre. The grievances of the learners were disposed of on-the-spot. Besides, the latest information/development about IGNOU have also been imparted to the learners. The camp was also covered in the local press media.

### **IV. Monitoring of BSCG practical at IGNOU SC 1101**

A visit was made to the IGNOU SC 1101 (Govt. PG College, Sanjauli, Shimla) on 22.4.2023 to oversee the conduct of the BSCG practicals. The practicals were found to be conducted as per norm and in a smooth manner. The inputs of the learners about their practical were also taken. The LSC has also been asked to revise the schedule in order to accommodate the learners who's practical of some courses got clashed with some other courses.

## **Varanasi**

### *Campus placement*

A campus placement was organized by the Regional Centre Varanasi on 28<sup>th</sup> and 29<sup>th</sup> May 2023 with collaboration of IGNOU Study Centre 48012 Microtek College of Management and Technology, Varanasi. This was the first mass campus placement organized by RC of IGNOU after the COVID pandemic under the guidance of Dr. Umesh Chandra Pandey, Director, Regional Services Division, IGNOU Headquarters, New Delhi and Dr. V.P. Rupam, Director, IGNOU Headquarters Camps Placement Cell.

Pass out and registered Learners of BA (Eng Hons), BA (Eco Hons), MA (English), BCOM, MCOM, BCA, MCA, MBA, BSC participated in this campus placement drive. More than 150 students from Varanasi and nearby districts of Ghazipur, Chandauli, Allahabad, Pratapgarh, Mirzapur appeared for various stages of interview. Companies like ICICI, Fincare, Nature Om, Girnar Soft, Insurance Dekho.com, Flipkart, Anudeep Foundation, Complete Guru, etc. participated in this campus placement and eventually 31 students were selected for various positions including Chief Operations Executive, Relationship Manager, Field Sales Executive, Web Developer, Process Executive. The highest number of students was selected for ICICI Bank. The selected students were given appointment letters by Dr. Upendra Nabh Tripathi, Regional Director, IGNOU and Chief Executive Officers of the company. During this entire campus placement event, Dr. Upendra Nabh Tripathi, Regional Director, IGNOU was present and encouraged all the participating students.

2. विद्यार्थियों का कैंपस प्लेसमेंट

# इग्नू के 34 विद्यार्थियों का कैंपस प्लेसमेंट


आज का दिन बहुत ही महत्वपूर्ण है। हमारे विद्यार्थियों को कैंपस प्लेसमेंट के अवसर पर आमंत्रित किया गया है।

इग्नू के 34 विद्यार्थियों का कैंपस प्लेसमेंट कार्यक्रम आज सुबह 10 बजे शुरू हुआ। कार्यक्रम में विद्यार्थियों को कैंपस प्लेसमेंट के अवसर पर आमंत्रित किया गया है।

इग्नू के 34 विद्यार्थियों का कैंपस प्लेसमेंट कार्यक्रम आज सुबह 10 बजे शुरू हुआ। कार्यक्रम में विद्यार्थियों को कैंपस प्लेसमेंट के अवसर पर आमंत्रित किया गया है।

इग्नू के 34 विद्यार्थियों का कैंपस प्लेसमेंट कार्यक्रम आज सुबह 10 बजे शुरू हुआ। कार्यक्रम में विद्यार्थियों को कैंपस प्लेसमेंट के अवसर पर आमंत्रित किया गया है।







*Annexure II Item-wise Expenditure of Regional Centers*



S. No.	Regional Centre	Regular Staff Salary	Daily Wage payment	Security	Building Rent	Travel and hiring of taxi	Meeting/ workshop/Orientation Programme etc	Printing/ Publicity	LSC/PSC/SSC Payments (Salary of Part Time functionaries)	LSC/PSC/SSC Payments (Counselling, Assignment Evaluation, Practical's etc)	Other Expenditure	Expenditure during the month
1	Agartala	1664817	182165	25296	0	25593	73369	1136	293910	68389	79055	2413730
2	Ahmedabad	1468028	31603	94320	0	0	0	0	546130	1114300	3398262	6652643
3	Aizwal	1960096	102137	0	99000	0	0	0	620620	1332953	146772	4261578
4	Aligarh	0	0	0	0	0	0	0	0	0	0	0
5	Angul	276507	1600	0	0	0	0	0	281259	121918	1567376	2248660
6	Bangalore	2320497	93299	41252	264173	0	17000	0	0	97955	2326124	5160300
7	Bhagalpur	445300	62890	0	0	0	0	0	178479	0	8636	695305
8	Bhopal	1916400	163748	227279	0	53812	0	6600	0	24684	464472	2856995
9	Bhubaneswar	1590791	224516	174792	0	3774	95810	0	1024100	741826	336226	4191835
10	Bijapur	564670	110761	0	0	0	0	31900	694540	0	100737	1502608
11	Chandigarh	1471853	19506	0	0	18582	0	0	332470	1710000	212549	3764960
12	Chennai	1540469	6538	136745	119793	5105	0	0	358490	0	154106	2321246
13	Cochin	1819154	0	450883	0	0	0	0	733003	0	4018013	7021053
14	Darbhangha	675831	0	171493	25850	3164	0	17100	1214944	202978	191225	2502585
15	Dehradun	1659674	74573	76170	0	0	0	295	303402	0	2728288	4842402
16	Delhi-1	2137776	478392	0	0	12800	0	0	1521649	5444623	5236823	14832063
17	Delhi-2	3495586	814803	0	531000	17118	0	0	1351740	2425946	831555	9467748
18	Delhi-3	1525154	1088626	0	1062000	34373	0	14549	1950304	6657733	413479	12746218
19	Deoghar	697341	143403	49500	0	900	0	10905	854552	5610	2128130	3890341
20	Gangtok	655174	74353	33645	117000	0	0	0	0	38110	764147	1682429
21	Guwahati	1462182	380604	87466	360000	4526	8746	14280	524230	925587	257443	4025064
22	Hyderabad	2121370	82356	55016	256513	0	0	0	404361	60809	277287	3257712
23	Imphal	0	0	0	0	0	0	0	0	0	0	0
24	Itanagar	332785	237796	46254	60000	5400	0	0	118580	0	975906	1776721
25	Jabalpur	1270408	129525	125198	0	0	0	0	359800	0	128934	2013865
26	Jaipur	1859423	141930	171624	0	16387	11109	58865	1357985	1119709	214008	4951040
27	Jammu	828431	505699	55465	141930	0	0	0	0	902657	4695755	7129937
28	Jodhpur	805296	70204	85431	100000	11000	0	0	0	0	839710	1911641
29	Jorhat	605359	237413	149661	0	0	0	0	0	15345	212317	1220095
30	Karnal	1372270	206942	381333	0	5502	0	1534	383340	0	792151	3143072
31	Khanna	957995	216272	95251	0	0	0	0	2391707	299655	1899775	5860655
32	Kohima	877242	42427	0	481200	12862	0	9440	417890	224600	262403	2328064
33	Kolkata	4143166	600732	36209	0	0	0	0	1693251	946655	5654047	13074060
34	Koraput	1087712	0	89499	0	6728	0	0	290180	0	222616	1696735
35	Lucknow	3434337	127674	82823	0	2568	22932	3000	1690689	2461878	2256701	10082602
36	Madurai	1208975	0	55991	0	0	0	0	140580	0	1268888	2674434
37	Mumbai	682575	291829	110997	231606	0	0	0	84606	26796	61872	1490281
38	Nagpur	1046792	0	0	0	2296	0	14860	1014623	1138097	492249	3708917
39	NOIDA	2818625	432006	0	379927	3770	0	0	2299095	2746781	5311707	13991911
40	Panaji	764763	106936	131534	147828	7880	305937	3540	324835	138017	161041	2092311
41	Patna	2094171	12000	62418	0	17219	0	73051	922740	4965371	6677639	14824609
42	Port Blair	834709	128695	0	216928	0	0	0	92170	5673	944061	2222236
43	Pune	1556429	71876	0	375226	7267	0	2714	506840	745631	714395	3980378
44	Raghunathganj	0	0	0	0	0	0	0	0	0	0	0



45	Raipur	834736	161571	58055	0	0	0	0	228194	493594	233875	2010025
46	Rajkot	518856	128479	0	0	11000	0	0	152660	3133	285811	1099939
47	Ranchi	1439431	177804	97873	205900	0	0	0	1595932	1595932	4257250	9370122
48	Saharsa	664206	137541	0	33857	0	0	0	0	0	3381660	4217264
49	Shillong	1360872	100893	60213	0	2834	0	7560	0	102628	229478	1864478
50	Shimla	871020	136551	48565	128658	9900	0	10346	507954	1364789	6833770	9911553
51	Siliguri	922728	259935	0	34667	0	0	0	452540	0	1483976	3153846
52	Srinagar	421026	438394	27781	0	50653	0	0	2387270	57785	373333	3756242
53	Trivandrum	960304	463870	0	141340	21905	0	69088	431032	1973739	669659	4730937
54	Varanasi	1022344	135462	75420	123900	12927	8014	7670	569558	471964	546705	2973964
55	Vatakara	583214	148320	0	29850	18700	20526	0	1290344	1006153	38741	3135848
56	Vijayawada	1027259	73131	0	94353	0	0	0	292530	47083	1508448	3042804
57	Vishakhapatnam	861074	45402	0	95112	0	0	0	127470	26800	75408	1231266
	Total	71537203	10103182	3671452	5857611	406545	563443	358433	35009176	44157288	79344994	251009327

